

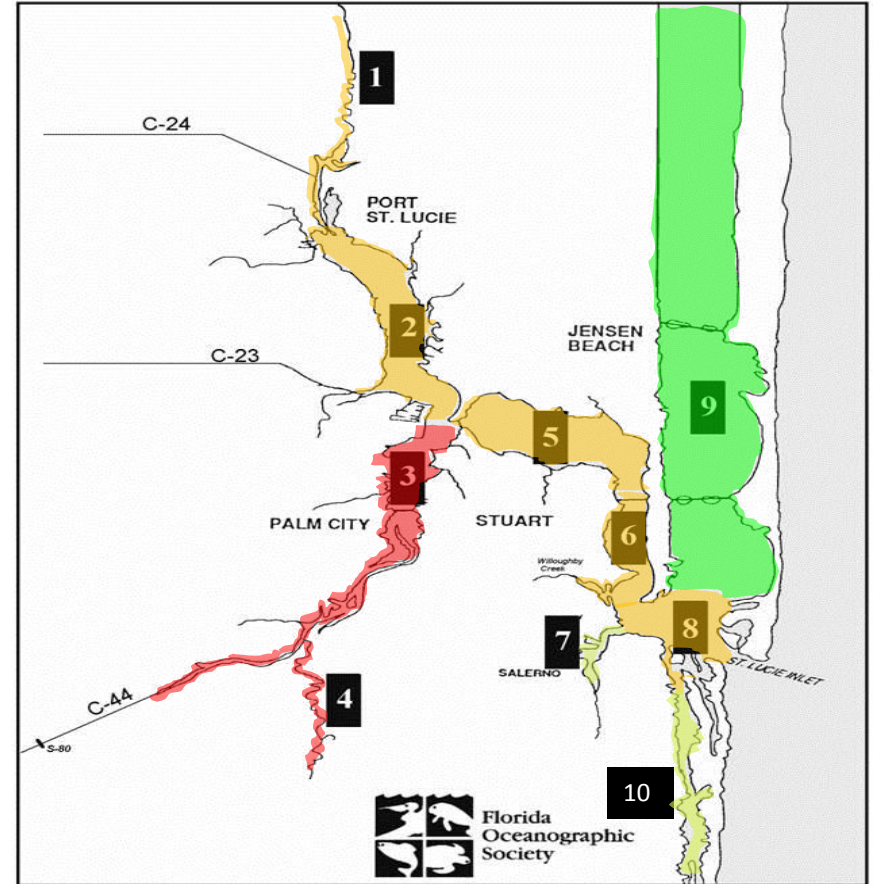
St. Lucie River Estuary Water Quality Report

This information is provided by the Florida Oceanographic Society with support of the Marine Resources Council. It is collected by the Citizen Volunteer Water Quality Monitoring Network. For historical data go to our website at: <http://www.floridaocean.org>
For sample results related to bacteria levels go to: <http://martin.floridahealth.gov/programs-and-services/> and click on the Environmental Health link


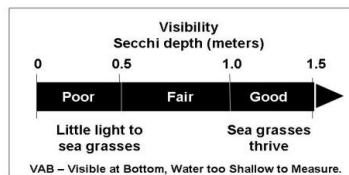

Posted: **08/30/18**

Overall Grade:	65%	D	POOR
----------------	------------	----------	-------------

Zone/ Location	Water Temp. Deg. F	pH	Visibility (Secchi) Meters	Salinity ppt	Dissolved Oxygen mg/L	Location Score Grade
1. Winding North Fork	84	7.4	0.6 Fair	0 Poor	4.2 Fair	61% D Poor
2. North Fork	83	7.9	0.6 Fair	0 Poor	4.7 Fair	61% D Poor
3. South Fork	83	7.6	0.3 Poor	0 Poor	4.8 Fair	51% F Destructive
4. Winding South Fork	84	7.4	0.4 Poor	0 Poor	3.1 Fair	51% F Destructive
5. Wide Middle River	86	8.0	0.5 Fair	5 Poor	4.7 Fair	61% D Poor
6. Narrow Middle River	86	8.3	0.6 Fair	9 Poor	6.6 Good	66% D Poor
7. Manatee Pocket	85	7.8	1.0 Good	10 Poor	3.7 Fair	71% C Satisfactory
8. Inlet Area	86	8.4	0.9 Fair	21 Poor	6.1 Good	66% D Poor
9. Indian River Lagoon	83	8.2	1.1 Good	31 Good	5.0 Fair	92% A Ideal
10. Intracoastal Waterway South	90	7.6	0.9 Fair	29 Fair	3.8 Fair	71% C Satisfactory



Overall Grading				
A	B	C	D	F
100-90	89-80	79-70	69-60	69-0
IDEAL	GOOD	SATISFACTORY	POOR	DESTRUCTIVE



Salinity (ppt) Grading				
Zones	description	GOOD	FAIR	POOR
1&4	upper north & south forks	2 - 8	1 - 2 or 8 - 15	< 1 or > 15
2 & 3	lower north & south forks	15 - 25	10 - 15 or > 25	< 10
5	wide middle river	> 20	15 - 20	< 15
6	narrow middle river	> 25	20 - 25	< 20
7	Manatee Pocket	> 27.5	20 - 27.5	< 20
8	inlet	> 30	25 - 30	< 25
6	IRL & Intracoastal W'wy	> 30	25 - 30	< 25

Comment: The data above may indicate areas of concern in the St. Lucie Estuary. Citizens should call the Florida Department of Environmental Protection (DEP) at 871-7662 or the South Florida Water Management District (SFWMD) 223-2600 to ask about the quality of a specific area and report observations of pollution.