

# St. Lucie River Estuary Water Quality Report

This information is provided by the Florida Oceanographic Society with support of the Marine Resources Council. It is collected by the Citizen Volunteer Water Quality Monitoring Network. For historical data go to our website at: <http://www.floridaocean.org>

For sample results related to bacteria levels go to:

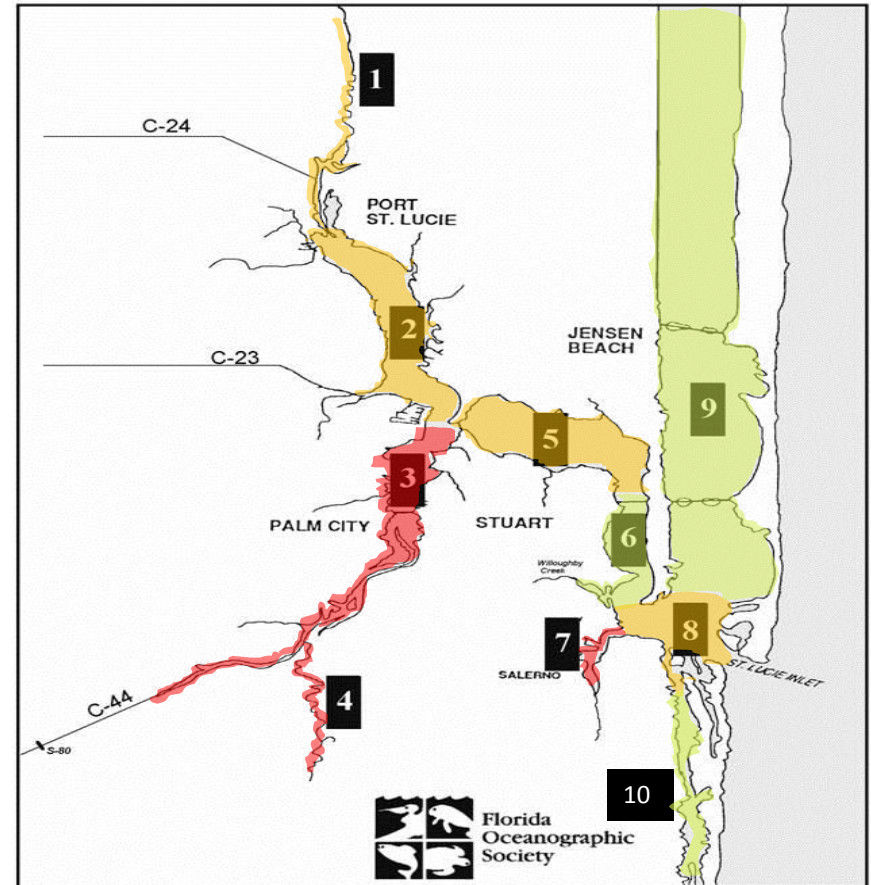
<http://martin.floridahealth.gov/programs-and-services/> and click on the Environmental Health link

Posted:


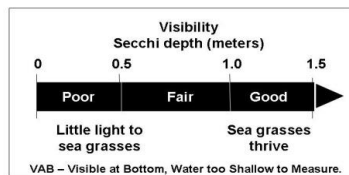

**08/23/18**

Overall Grade:	<b>64%</b>	<b>D</b>	<b>POOR</b>
----------------	------------	----------	-------------

Zone/ Location	Water Temp. Deg. F	pH	Visibility (Secchi) Meters	Salinity ppt	Dissolved Oxygen mg/L	Location Score Grade
1. Winding North Fork	84	7.4	0.6 Fair	0 Poor	3.9 Fair	61% D Poor
2. North Fork	89	8.3	0.5 Fair	0 Poor	7.5 Good	66% D Poor
3. South Fork	88	7.8	0.2 Poor	0 Poor	5.1 Good	56% F Destructive
4. Winding South Fork	82	7.6	0.5 Fair	0 Poor	2.5 Poor	56% F Destructive
5. Wide Middle River	84	8.0	0.5 Fair	5 Poor	3.8 Fair	61% D Poor
6. Narrow Middle River	83	8.0	1.0 Good	13 Poor	6.2 Good	77% C Satisfactory
7. Manatee Pocket	84	7.5	0.8 Fair	10 Poor	2.0 Poor	56% F Destructive
8. Inlet Area	87	8.4	0.9 Fair	14 Poor	5.7 Good	66% D Poor
9. Indian River Lagoon	87	8.3	0.7 Fair	30 Fair	4.8 Fair	71% C Satisfactory
10. Intracoastal Waterway South	95	7.7	0.7 Fair	28 Fair	4.3 Fair	71% C Satisfactory



Overall Grading				
A	B	C	D	F
100-90	89-80	79-70	69-60	69-0
IDEAL	GOOD	SATISFACTORY	POOR	DESTRUCTIVE



Salinity (ppt) Grading				
Zones	description	GOOD	FAIR	POOR
1&4	upper north & south forks	2 - 8	1 - 2 or 8 - 15	< 1 or > 15
2 & 3	lower north & south forks	15 - 25	10 - 15 or > 25	< 10
5	wide middle river	> 20	15 - 20	< 15
6	narrow middle river	> 25	20 - 25	< 20
7	Manatee Pocket	> 27.5	20 - 27.5	< 20
8	inlet	> 30	25 - 30	< 25
6	IRL & Intracoastal W'wy	> 30	25 - 30	< 25

Comment: The data above may indicate areas of concern in the St. Lucie Estuary. Citizens should call the Florida Department of Environmental Protection (DEP) at 871-7662 or the South Florida Water Management District (SFWMD) 223-2600 to ask about the quality of a specific area and report observations of pollution.