

# St. Lucie River Estuary Water Quality Report

This information is provided by the Florida Oceanographic Society with support of the Marine Resources Council. It is collected by the Citizen Volunteer Water Quality Monitoring Network. For historical data go to our website at: <http://www.floridaocean.org>

For sample results related to bacteria levels go to:

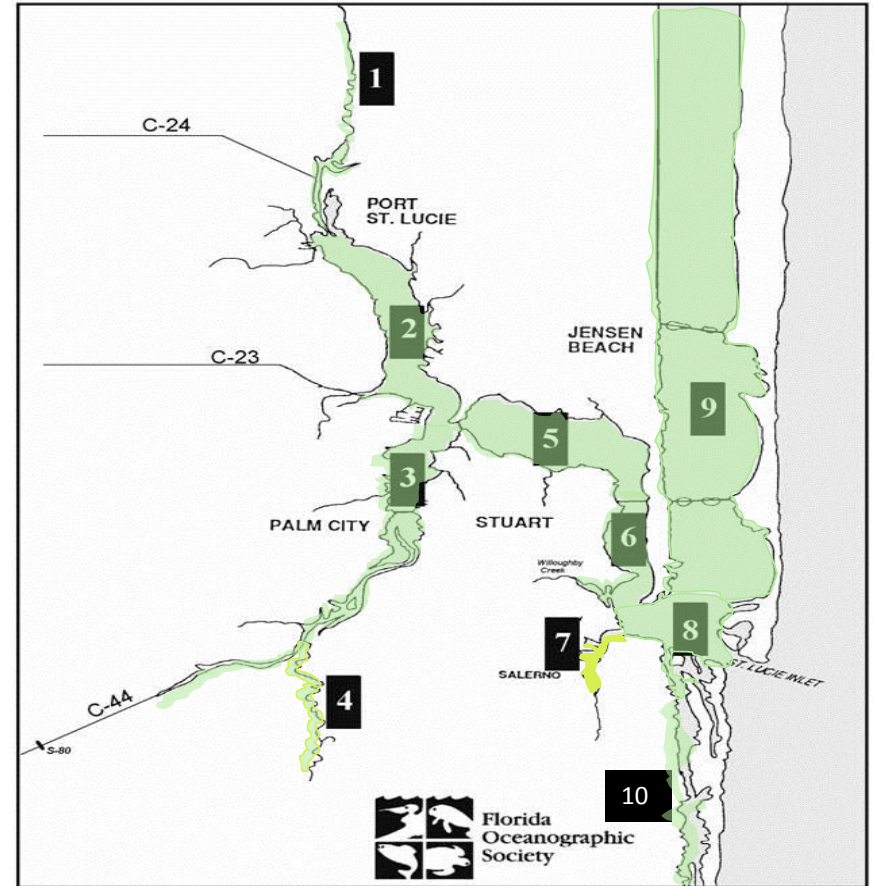
<http://martin.floridahealth.gov/programs-and-services/> and click on the Environmental Health link

Posted:

**05/03/18**


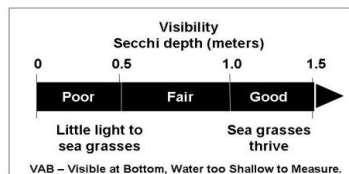

Overall Grade:	<b>83%</b>	<b>B</b>	<b>GOOD</b>
----------------	------------	----------	-------------

Zone/ Location	Water Temp. Deg. F	pH	Visibility (Secchi) Meters	Salinity ppt	Dissolved Oxygen mg/L	Location Score	Grade
1. Winding North Fork	79	7.8	0.7 Fair	5 Good	5.6 Good	87%	B Good
2. North Fork	80	8.1	0.9 Fair	23 Good	6.7 Good	87%	B Good
3. South Fork	78	7.9	0.7 Fair	23 Good	5.5 Good	87%	B Good
4. Winding South Fork	81	8.0	0.6 Fair	9 Fair	7.1 Good	76%	C Satisfactory
5. Wide Middle River	77	8.2	0.7 Fair	29 Good	6.2 Good	87%	B Good
6. Narrow Middle River	77	8.3	0.8 Fair	35 Good	6.0 Good	87%	B Good
7. Manatee Pocket	77	8.0	0.8 Fair	23 Fair	4.4 Fair	71%	C Satisfactory
8. Inlet Area	79	8.1	0.8 Fair	33 Good	6.1 Good	87%	B Good
9. Indian River Lagoon	77	8.2	0.6 Fair	36 Good	5.7 Good	87%	B Good
10. Intracoastal Waterway South	79	7.5	0.8 Fair	35 Good	4.6 Fair	81%	B Good



Overall Grading				
A	B	C	D	F
100-90	89-80	79-70	69-60	69-0
IDEAL	GOOD	SATISFACTORY	POOR	DESTRUCTIVE

Salinity (ppt) Grading				
Zones	description	GOOD	FAIR	POOR
1&4	upper north & south forks	2 - 8	1 - 2 or 8 - 15	< 1 or > 15
2 & 3	lower north & south forks	15 - 25	10 - 15 or > 25	< 10
5	wide middle river	> 20	15 - 20	< 15
6	narrow middle river	> 25	20 - 25	< 20
7	Manatee Pocket	> 27.5	20 - 27.5	< 20
8	inlet	> 30	25 - 30	< 25
6	IRL & Intracoastal W'wy	> 30	25 - 30	< 25



Comment: The data above may indicate areas of concern in the St. Lucie Estuary. Citizens should call the Florida Department of Environmental Protection (DEP) at 871-7662 or the South Florida Water Management District (SFWMD) 223-2600 to ask about the quality of a specific area and report observations of pollution.