

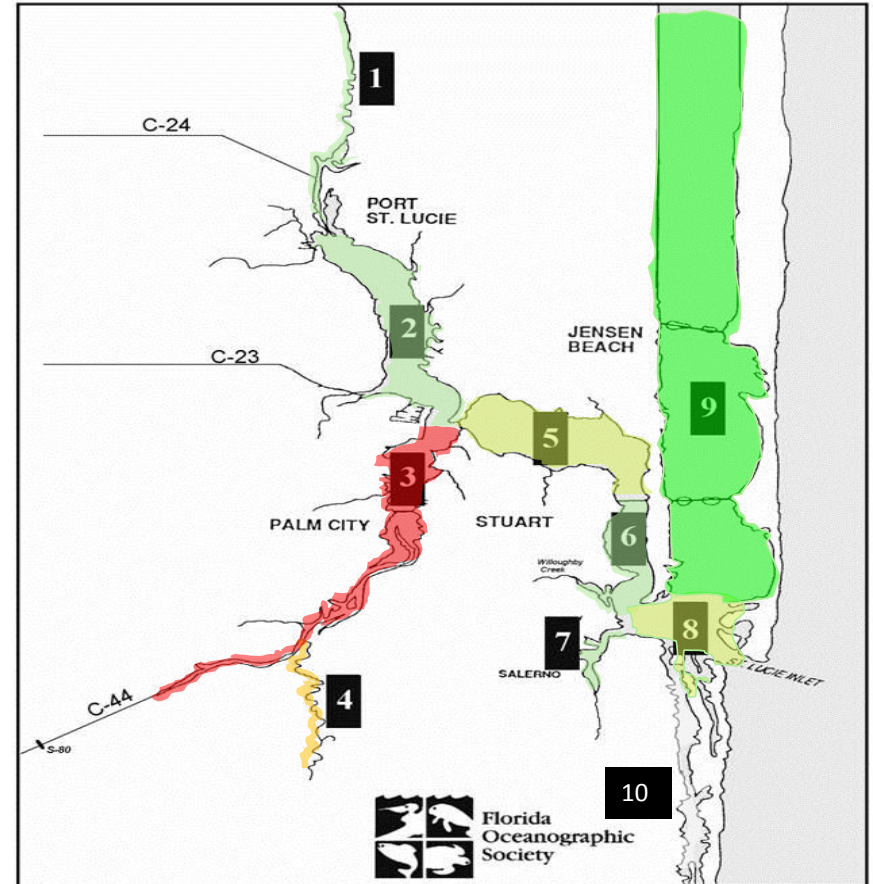
# St. Lucie River Estuary Water Quality Report

This information is provided by the Florida Oceanographic Society with support of the Marine Resources Council. It is collected by the Citizen Volunteer Water Quality Monitoring Network. For historical data go to our website at: <http://www.floridaocean.org>  
For sample results related to bacteria levels go to: <http://martin.floridahealth.gov/programs-and-services/> and click on the Environmental Health link

Posted: **01/11/18**


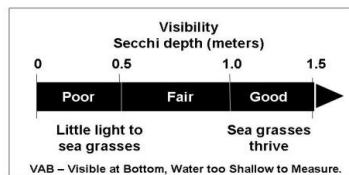

Overall Grade:	<b>81%</b>	<b>B-</b>	<b>GOOD</b>
----------------	------------	-----------	-------------

Zone/ Location	Water Temp. Deg. F	pH	Visibility (Secchi) Meters	Salinity ppt	Dissolved Oxygen mg/L	Location Score	Grade
1. Winding North Fork	58	7.6	0.8 Fair	2 Good	7.4 Good	87%	B Good
2. North Fork	68	8.4	1.0 Good	10 Fair	9.5 Good	87%	B Good
3. South Fork	61	8.3	0.4 Poor	8 Poor	7.7 Good	56%	F Destructive
4. Winding South Fork	60	7.7	0.6 Fair	0 Poor	6.2 Good	66%	D Poor
5. Wide Middle River	62	8.3	0.7 Fair	16 Fair	9.2 Good	76%	C Satisfactory
6. Narrow Middle River	63	8.4	1.5 Good	25 Fair	8.1 Good	87%	B Good
7. Manatee Pocket	63	8.2	1.3 Good	20 Fair	7.3 Good	87%	B Good
8. Inlet Area	70	8.4	1.1 Good	29 Fair	6.3 Good	87%	B Good
9. Indian River Lagoon	65	8.2	1.6 Good	32 Good	7.3 Good	97%	A Ideal
10. Intracoastal Waterway South			Data	Not	Available		



Overall Grading				
A	B	C	D	F
100-90	89-80	79-70	69-60	69-0
IDEAL	GOOD	SATISFACTORY	POOR	DESTRUCTIVE

Salinity (ppt) Grading				
Zones	description	GOOD	FAIR	POOR
1&4	upper north & south forks	2 - 8	1 - 2 or 8 - 15	< 1 or > 15
2 & 3	lower north & south forks	15 - 25	10 - 15 or > 25	< 10
5	wide middle river	> 20	15 - 20	< 15
6	narrow middle river	> 25	20 - 25	< 20
7	Manatee Pocket	> 27.5	20 - 27.5	< 20
8	inlet	> 30	25 - 30	< 25
6	IRL & Intracoastal W'wy	> 30	25 - 30	< 25



Comment: The data above may indicate areas of concern in the St. Lucie Estuary. Citizens should call the Florida Department of Environmental Protection (DEP) at 871-7662 or the South Florida Water Management District (SFWMD) 223-2600 to ask about the quality of a specific area and report observations of pollution.