

# St. Lucie River Estuary Water Quality Report

This information is provided by the Florida Oceanographic Society with support of the Marine Resources Council. It is collected by the Citizen Volunteer Water Quality Monitoring Network. For historical data go to our website at: <http://www.floridaocean.org>

For sample results related to bacteria levels go to:

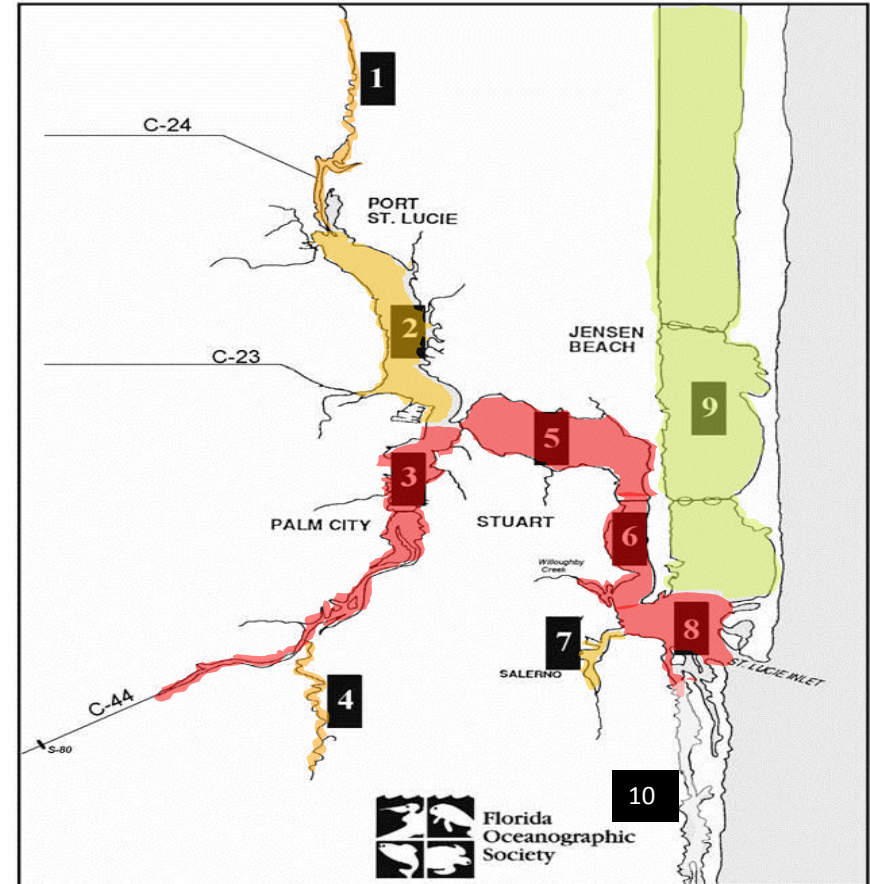
<http://martin.floridahealth.gov/programs-and-services/> and click on the Environmental Health link

Posted:

**11/23/17**

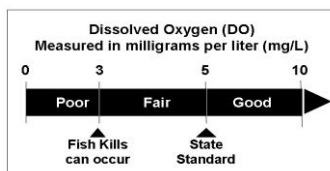
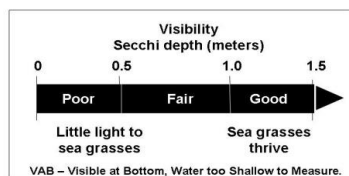

Overall Grade:	<b>61%</b>	<b>D-</b>	<b>POOR</b>
----------------	------------	-----------	-------------

Zone/ Location	Water Temp. Deg. F	pH	Visibility (Secchi) Meters	Salinity ppt	Dissolved Oxygen mg/L	Location Score Grade
1. Winding North Fork	72	7.3	0.6 Fair	0 Poor	4.8 Fair	61% D Poor
2. North Fork	73	7.6	0.6 Fair	1 Poor	5.5 Good	66% D Poor
3. South Fork	73	7.5	0.1 Poor	0 Poor	5.0 Good	56% F Destructive
4. Winding South Fork	72	7.3	0.6 Fair	1 Poor	3.3 Fair	61% D Poor
5. Wide Middle River	73	7.9	0.1 Poor	1 Poor	6.6 Good	56% F Destructive
6. Narrow Middle River	79	8.3	0.2 Poor	3 Poor	4.9 Fair	51% F Destructive
7. Manatee Pocket	73	7.4	0.8 Fair	5 Poor	4.4 Fair	61% D Poor
8. Inlet Area	76	8.2	0.5 Poor	5 Poor	6.0 Good	56% F Destructive
9. Indian River Lagoon	73	8.2	1.2 Good	21 Poor	7.0 Good	77% C Satisfactory
10. Intracoastal Waterway South			Data	Not	Available	



Overall Grading				
A	B	C	D	F
100-90	89-80	79-70	69-60	69-0
IDEAL	GOOD	SATISFACTORY	POOR	DESTRUCTIVE

Salinity (ppt) Grading				
Zones	description	GOOD	FAIR	POOR
1&4	upper north & south forks	2 - 8	1 - 2 or 8 - 15	< 1 or > 15
2 & 3	lower north & south forks	15 - 25	10 - 15 or > 25	< 10
5	wide middle river	> 20	15 - 20	< 15
6	narrow middle river	> 25	20 - 25	< 20
7	Manatee Pocket	> 27.5	20 - 27.5	< 20
8	inlet	> 30	25 - 30	< 25
6	IRL & Intracoastal W'wy	> 30	25 - 30	< 25



Comment: The data above may indicate areas of concern in the St. Lucie Estuary. Citizens should call the Florida Department of Environmental Protection (DEP) at 871-7662 or the South Florida Water Management District (SFWMD) 223-2600 to ask about the quality of a specific area and report observations of pollution.