

# St. Lucie River Estuary Water Quality Report

This information is provided by the Florida Oceanographic Society with support of the Marine Resources Council. It is collected by the Citizen Volunteer Water Quality Monitoring Network. For historical data go to our website at: <http://www.floridaocean.org>

For sample results related to bacteria levels go to:

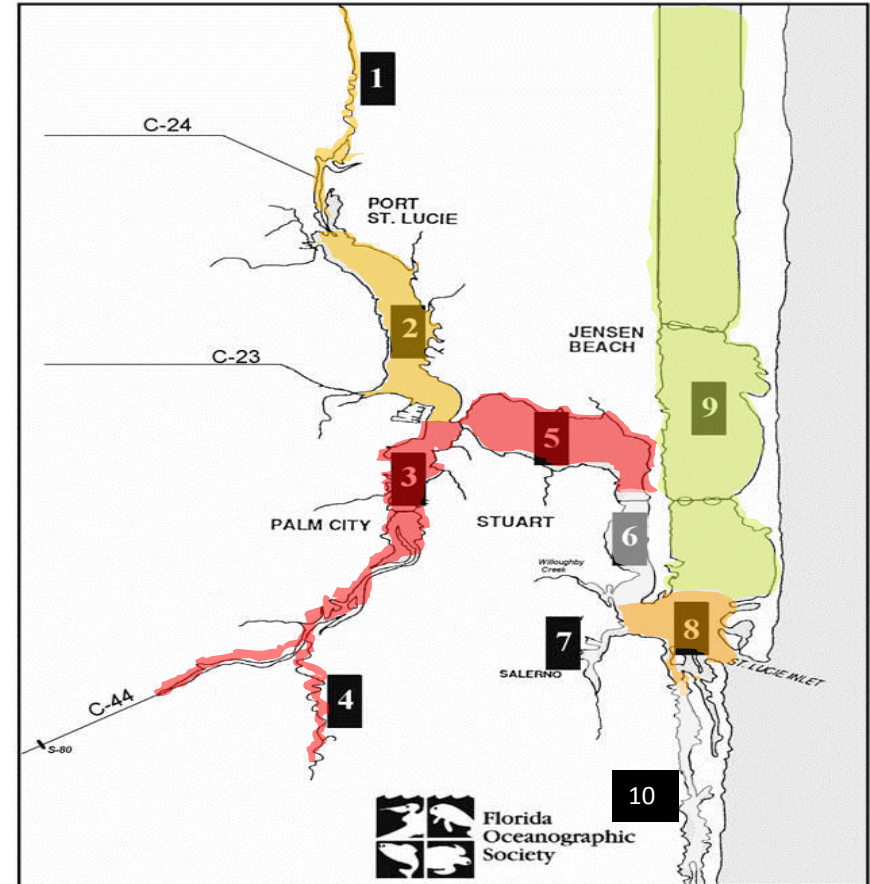
<http://martin.floridahealth.gov/programs-and-services/> and click on the Environmental Health link

Posted:

**11/02/17**

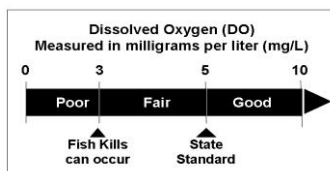
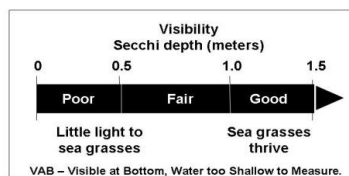

Overall Grade:	<b>64%</b>	<b>D</b>	<b>POOR</b>
----------------	------------	----------	-------------

Zone/ Location	Water Temp. Deg. F	pH	Visibility (Secchi) Meters	Salinity ppt	Dissolved Oxygen mg/L	Location Score	Grade
1. Winding North Fork	73	7.6		0 Poor	5.2 Good	63%	D Poor
2. North Fork	72	7.4	0.6 Fair	0 Poor	5.4 Good	66%	D Poor
3. South Fork	68	7.5	0.1 Poor	0 Poor	5.3 Good	56%	F Destructive
4. Winding South Fork	70	7.1	0.6 Fair	0 Poor	3.7 Fair	61%	D Poor
5. Wide Middle River	72	7.6	0.1 Poor	0 Poor	6.2 Good	56%	F Destructive
6. Narrow Middle River			Data	Not	Available		
7. Manatee Pocket			Data	Not	Available		
8. Inlet Area	73	8.3	0.6 Fair	13 Poor	5.8 Good	66%	D Poor
9. Indian River Lagoon	70	8.2	1.1 Good	19 Poor	7.2 Good	77%	C Satisfactory
10. Intracoastal Waterway South			Data	Not	Available		



Overall Grading				
A	B	C	D	F
100-90	89-80	79-70	69-60	69-0
IDEAL	GOOD	SATISFACTORY	POOR	DESTRUCTIVE

Salinity (ppt) Grading				
Zones	description	GOOD	FAIR	POOR
1&4	upper north & south forks	2 - 8	1 - 2 or 8 - 15	< 1 or > 15
2 & 3	lower north & south forks	15 - 25	10 - 15 or > 25	< 10
5	wide middle river	> 20	15 - 20	< 15
6	narrow middle river	> 25	20 - 25	< 20
7	Manatee Pocket	> 27.5	20 - 27.5	< 20
8	inlet	> 30	25 - 30	< 25
6	IRL & Intracoastal W'wy	> 30	25 - 30	< 25



Comment: The data above may indicate areas of concern in the St. Lucie Estuary. Citizens should call the Florida Department of Environmental Protection (DEP) at 871-7662 or the South Florida Water Management District (SFWMD) 223-2600 to ask about the quality of a specific area and report observations of pollution.