

St. Lucie River Estuary Water Quality Report

This information is provided by the Florida Oceanographic Society with support of the Marine Resources Council. It is collected by the Citizen Volunteer Water Quality Monitoring Network. For historical data go to our website at: <http://www.floridaocean.org>

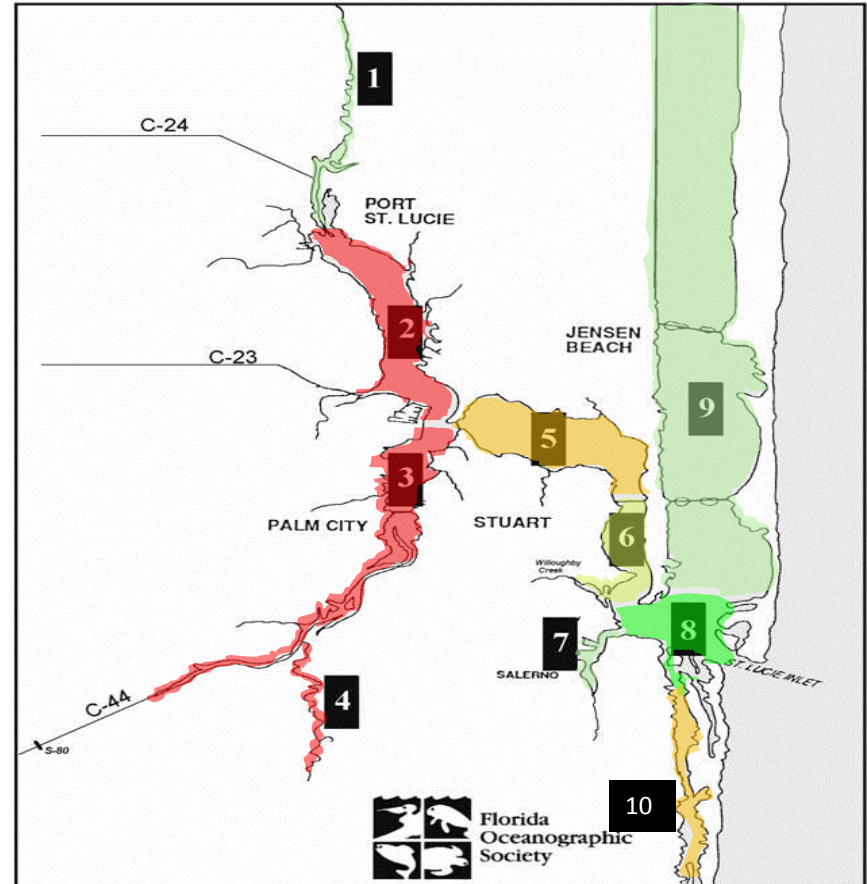
For sample results related to bacteria levels go to:

<http://martin.floridahealth.gov/programs-and-services/> and click on the Environmental Health link

Posted: **07/13/17**


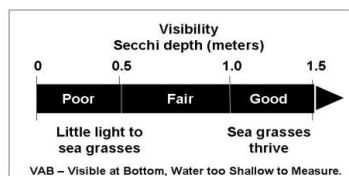

Overall Grade:	70%	C-	SATISFACTORY
----------------	------------	-----------	---------------------

Zone/ Location	Water Temp. Deg. F	pH	Visibility (Secchi) Meters	Salinity ppt	Dissolved Oxygen mg/L	Location Score Grade
1. Winding North Fork	85	7.6	0.6 Fair	3 Good	4.1 Fair	81% B Good
2. North Fork	86	7.8	0.4 Poor	5 Poor	3.8 Fair	51% F Destructive
3. South Fork	85	7.9	0.4 Poor	6 Poor	3.9 Fair	51% F Destructive
4. Winding South Fork	86	7.7	0.6 Fair	0 Poor	2.4 Poor	56% F Destructive
5. Wide Middle River	87	8.1	0.8 Fair	14 Poor	4.0 Fair	61% D Poor
6. Narrow Middle River	91	8.2	1.3 Good	15 Poor	7.9 Good	77% C Satisfactory
7. Manatee Pocket	86	8.3	1.1 Good	23 Fair	6.2 Good	87% B Good
8. Inlet Area	88	8.4	1.3 Good	31 Good	5.3 Good	97% A Ideal
9. Indian River Lagoon	86	8.3	0.7 Fair	33 Good	4.7 Fair	81% B Good
10. Intracoastal Waterway South	90	7.8	0.4 Poor	28 Fair	3.9 Fair	61% D Poor



Overall Grading				
A	B	C	D	F
100-90	89-80	79-70	69-60	69-0
IDEAL	GOOD	SATISFACTORY	POOR	DESTRUCTIVE

Salinity (ppt) Grading				
Zones	description	GOOD	FAIR	POOR
1&4	upper north & south forks	2 - 8	1 - 2 or 8 - 15	< 1 or > 15
2 & 3	lower north & south forks	15 - 25	10 - 15 or > 25	< 10
5	wide middle river	> 20	15 - 20	< 15
6	narrow middle river	> 25	20 - 25	< 20
7	Manatee Pocket	> 27.5	20 - 27.5	< 20
8	inlet	> 30	25 - 30	< 25
6	IRL & Intracoastal W'wy	> 30	25 - 30	< 25



Comment: The data above may indicate areas of concern in the St. Lucie Estuary. Citizens should call the Florida Department of Environmental Protection (DEP) at 871-7662 or the South Florida Water Management District (SFWMD) 223-2600 to ask about the quality of a specific area and report observations of pollution.