

St. Lucie River Estuary Water Quality Report

This information is provided by the Florida Oceanographic Society with support of the Marine Resources Council. It is collected by the Citizen Volunteer Water Quality Monitoring Network. For historical data go to our website at: <http://www.floridaocean.org>

For sample results related to bacteria levels go to:

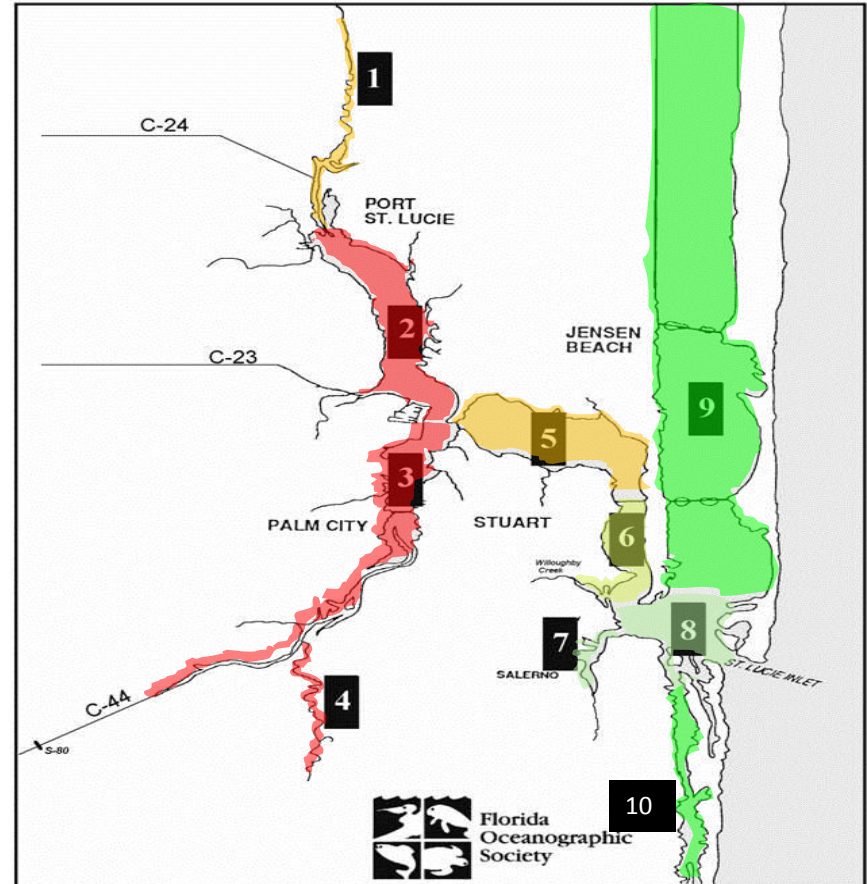
<http://martin.floridahealth.gov/programs-and-services/> and click on the Environmental Health link

Posted:

07/06/17



Overall Grade:	71%	C-	SATISFACTORY
----------------	------------	-----------	---------------------

Zone/ Location	Water Temp. Deg. F	pH	Visibility (Secchi) Meters	Salinity ppt	Dissolved Oxygen mg/L	Location Score	Grade
1. Winding North Fork	87	7.4	0.6 Fair	1 Poor	4.0 Fair	61%	D Poor
2. North Fork	90	7.8	0.5 Poor	2 Poor	5.1 Good	56%	F Destructive
3. South Fork	88	7.9	0.4 Poor	3 Poor	3.3 Fair	51%	F Destructive
4. Winding South Fork	86	7.7	0.6 Fair	1 Poor	2.7 Poor	56%	F Destructive
5. Wide Middle River	88	8.0	0.6 Fair	11 Poor	4.3 Fair	61%	D Poor
6. Narrow Middle River	90	8.4	0.9 Fair	20 Fair	4.4 Fair	71%	C Satisfactory
7. Manatee Pocket	88	8.1	1.3 Good	25 Fair	6.6 Good	87%	B Good
8. Inlet Area	89	8.4	1.0 Good	28 Fair	4.4 Fair	81%	B Good
9. Indian River Lagoon	88	8.3	1.0 Good	32 Good	5.2 Good	97%	A Ideal
10. Intracoastal Waterway South	90	7.9	1.0 Good	30 Good	3.4 Fair	92%	A Ideal



Overall Grading				
A	B	C	D	F
100-90	89-80	79-70	69-60	69-0
IDEAL	GOOD	SATISFACTORY	POOR	DESTRUCTIVE

Salinity (ppt) Grading				
Zones	description	GOOD	FAIR	POOR
1&4	upper north & south forks	2 - 8	1 - 2 or 8 - 15	< 1 or > 15
2 & 3	lower north & south forks	15 - 25	10 - 15 or > 25	< 10
5	wide middle river	> 20	15 - 20	< 15
6	narrow middle river	> 25	20 - 25	< 20
7	Manatee Pocket	> 27.5	20 - 27.5	< 20
8	inlet	> 30	25 - 30	< 25
6	IRL & Intracoastal W'wy	> 30	25 - 30	< 25



Comment: The data above may indicate areas of concern in the St. Lucie Estuary. Citizens should call the Florida Department of Environmental Protection (DEP) at 871-7662 or the South Florida Water Management District (SFWMD) 223-2600 to ask about the quality of a specific area and report observations of pollution.