

St. Lucie River Estuary Water Quality Report

This information is provided by the Florida Oceanographic Society with support of the Marine Resources Council. It is collected by the Citizen Volunteer Water Quality Monitoring Network. For historical data go to our website at: <http://www.floridaocean.org>

For sample results related to bacteria levels go to:

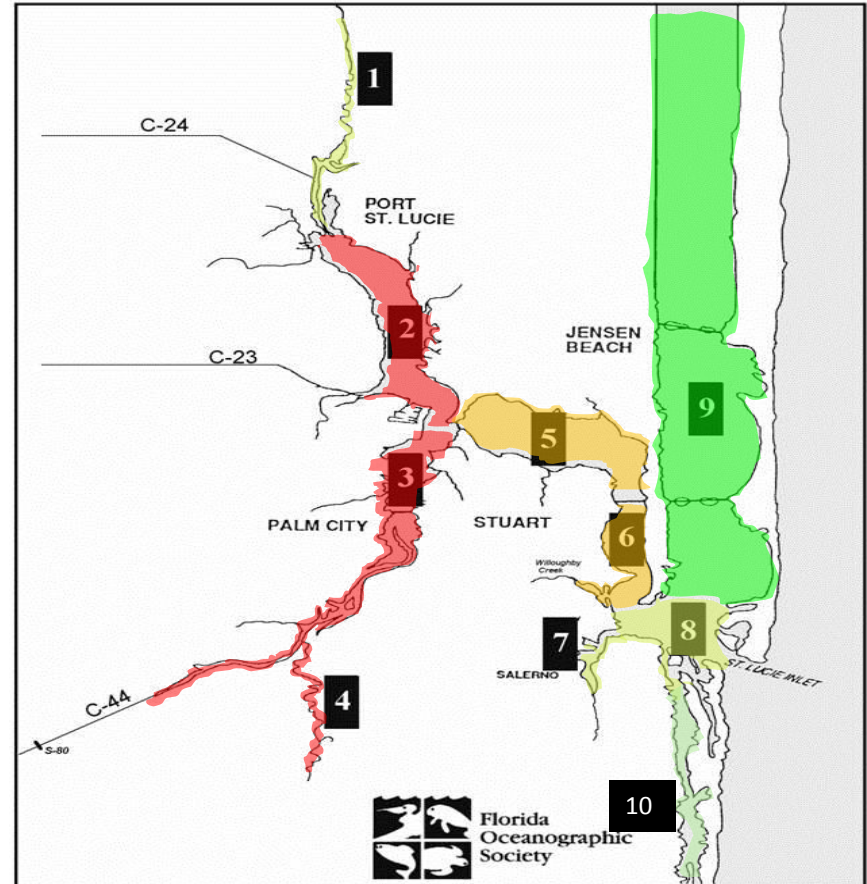
<http://martin.floridahealth.gov/programs-and-services/> and click on the Environmental Health link

Posted:

06/22/17

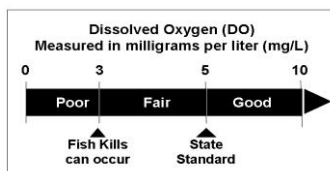
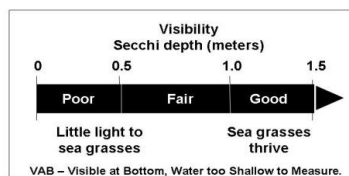

Overall Grade:	68%	D+	POOR
----------------	------------	-----------	-------------

Zone/ Location	Water Temp. Deg. F	pH	Visibility (Secchi) Meters	Salinity ppt	Dissolved Oxygen mg/L	Location Score	Grade
1. Winding North Fork	82	7.4	0.7 Fair	2 Fair	3.8 Fair	71%	C Satisfactory
2. North Fork	75	7.8	0.5 Fair	0 Poor	2.5 Poor	56%	F Destructive
3. South Fork	84	7.9	0.4 Poor	2 Poor	3.7 Fair	51%	F Destructive
4. Winding South Fork	81	7.5	0.4 Poor	0 Poor	3.2 Fair	51%	F Destructive
5. Wide Middle River	84	7.7	0.6 Fair	7 Poor	4.1 Fair	61%	D Poor
6. Narrow Middle River	83	8.1	1.0 Fair	10 Poor	5.5 Good	66%	D Poor
7. Manatee Pocket	79	7.0	1.2 Good	15 Poor	5.0 Good	77%	C Satisfactory
8. Inlet Area	82	8.3	1.3 Good	23 Poor	5.0 Fair	71%	C Satisfactory
9. Indian River Lagoon	83	8.2	1.4 Good	34 Good	6.2 Good	97%	A Ideal
10. Intracoastal Waterway South	82	7.9	0.9 Fair	32 Good	4.1 Fair	81%	B Good



Overall Grading				
A	B	C	D	F
100-90	89-80	79-70	69-60	69-0
IDEAL	GOOD	SATISFACTORY	POOR	DESTRUCTIVE

Salinity (ppt) Grading				
Zones	description	GOOD	FAIR	POOR
1&4	upper north & south forks	2 - 8	1 - 2 or 8 - 15	< 1 or > 15
2 & 3	lower north & south forks	15 - 25	10 - 15 or > 25	< 10
5	wide middle river	> 20	15 - 20	< 15
6	narrow middle river	> 25	20 - 25	< 20
7	Manatee Pocket	> 27.5	20 - 27.5	< 20
8	inlet	> 30	25 - 30	< 25
6	IRL & Intracoastal W'wy	> 30	25 - 30	< 25



Comment: The data above may indicate areas of concern in the St. Lucie Estuary. Citizens should call the Florida Department of Environmental Protection (DEP) at 871-7662 or the South Florida Water Management District (SFWMD) 223-2600 to ask about the quality of a specific area and report observations of pollution.