

St. Lucie River Estuary Water Quality Report

This information is provided by the Florida Oceanographic Society with support of the Marine Resources Council. It is collected by the Citizen Volunteer Water Quality Monitoring Network. For historical data go to our website at: <http://www.floridaocean.org>

For sample results related to bacteria levels go to:

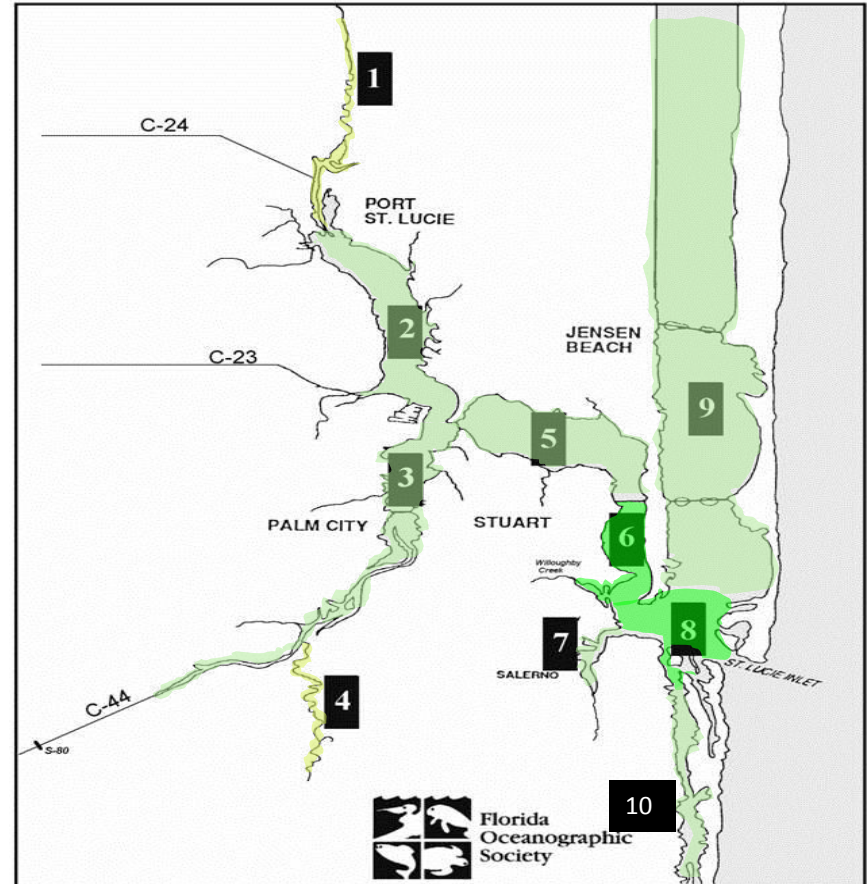
<http://martin.floridahealth.gov/programs-and-services/> and click on the Environmental Health link

Posted:

04/13/17


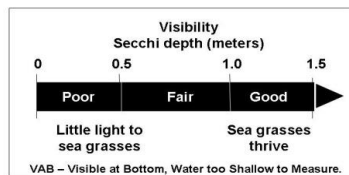

Overall Grade:	86%	B	GOOD
----------------	------------	----------	-------------

Zone/ Location	Water Temp. Deg. F	pH	Visibility (Secchi) Meters	Salinity ppt	Dissolved Oxygen mg/L	Location Score Grade
1. Winding North Fork	73	7.8	0.67 Fair	11.3 Fair	5.7 Good	76% C Satisfactory
2. North Fork	69	8.2	1.29 Good	26.0 Fair	6.3 Good	87% B Good
3. South Fork	73	8.1	0.62 Fair	23.3 Good	4.7 Fair	81% B Good
4. Winding South Fork	76	8.1	0.95 Fair	12.0 Fair	5.9 Good	76% C Satisfactory
5. Wide Middle River	73	8.1	0.90 Fair	32.5 Good	6.5 Good	87% B Good
6. Narrow Middle River	79	8.2	2.00 Good	35.0 Good	5.2 Good	97% A Ideal
7. Manatee Pocket	73	8.1	0.85 Fair	34.5 Good	5.1 Good	87% B Good
8. Inlet Area	74	8.3	1.10 Good	37.0 Good	5.1 Good	97% A Ideal
9. Indian River Lagoon	74	8.2	0.96 Fair	36.5 Good	5.8 Good	87% B Good
10. Intracoastal Waterway South	74	8.0	0.85 Fair	37.3 Good	5.2 Good	87% B Good



Overall Grading				
A	B	C	D	F
100-90	89-80	79-70	69-60	69-0
IDEAL	GOOD	SATISFACTORY	POOR	DESTRUCTIVE

Salinity (ppt) Grading				
Zones	description	GOOD	FAIR	POOR
1&4	upper north & south forks	2 - 8	1 - 2 or 8 - 15	< 1 or > 15
2 & 3	lower north & south forks	15 - 25	10 - 15 or > 25	< 10
5	wide middle river	> 20	15 - 20	< 15
6	narrow middle river	> 25	20 - 25	< 20
7	Manatee Pocket	> 27.5	20 - 27.5	< 20
8	inlet	> 30	25 - 30	< 25
6	IRL & Intracoastal W'wy	> 30	25 - 30	< 25



Comment: The data above may indicate areas of concern in the St. Lucie Estuary. Citizens should call the Florida Department of Environmental Protection (DEP) at 871-7662 or the South Florida Water Management District (SFWMD) 223-2600 to ask about the quality of a specific area and report observations of pollution.