

St. Lucie River Estuary Water Quality Report

This information is provided by the Florida Oceanographic Society with support of the Marine Resources Council. It is collected by the Citizen Volunteer Water Quality Monitoring Network. For historical data go to our website at: <http://www.floridaocean.org>

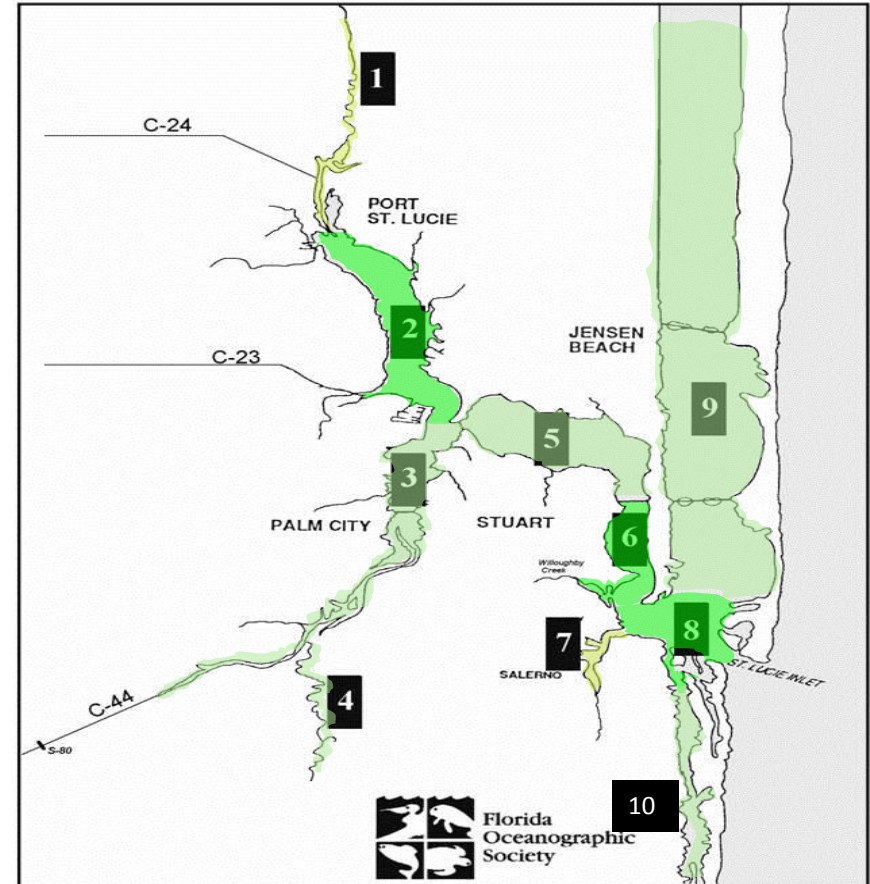
For sample results related to bacteria levels go to:

<http://martin.floridahealth.gov/programs-and-services/> and click on the Environmental Health link

Posted: **03/09/17**

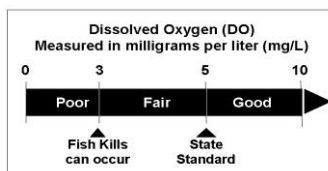
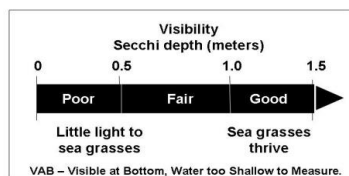

Overall Grade:	87.6%	B+	GOOD
----------------	--------------	-----------	-------------

Zone/ Location	Water Temp. Deg. F	pH	Visibility (Secchi) Meters	Salinity ppt	Dissolved Oxygen mg/L	Location Score	Grade
1. Winding North Fork	68	7.8	0.75 Fair	12.0 Fair	7.1 Good	76%	C Satisfactory
2. North Fork	59	8.2	VAB NoGrade	25.0 Good	7.2 Good	97%	A Ideal
3. South Fork	69	8.1	0.68 Fair	20.5 Good	6.5 Good	87%	B Good
4. Winding South Fork	71	8.0	0.85 Fair	3.5 Good	6.1 Good	87%	B Good
5. Wide Middle River	70	7.9	0.75 Fair	29.5 Good	5.9 Good	87%	B Good
6. Narrow Middle River	71	8.0	1.20 Good	32.5 Good	6.5 Good	97%	A Ideal
7. Manatee Pocket	72	8.2	0.85 Fair	23.0 Fair	6.0 Good	76%	C Satisfactory
8. Inlet Area	71	8.3	1.10 Good	37.3 Good	5.9 Good	97%	A Ideal
9. Indian River Lagoon	68	8.2	0.58 Fair	36.5 Good	6.6 Good	87%	B Good
10. Intracoastal Waterway South	70	7.9	0.85 Fair	35.5 Good	6.1 Good	87%	B Good



A	B	C	D	F
100-90	89-80	79-70	69-60	69-0
IDEAL	GOOD	SATISFACTORY	POOR	DESTRUCTIVE

Zones	description	GOOD	FAIR	POOR
1&4	upper north & south forks	2 - 8	1 - 2 or 8 - 15	< 1 or > 15
2 & 3	lower north & south forks	15 - 25	10 - 15 or > 25	< 10
5	wide middle river	> 20	15 - 20	< 15
6	narrow middle river	> 25	20 - 25	< 20
7	Manatee Pocket	> 27.5	20 - 27.5	< 20
8	inlet	> 30	25 - 30	< 25
6	IRL & Intracoastal W'wy	> 30	25 - 30	< 25



Comment: The data above may indicate areas of concern in the St. Lucie Estuary. Citizens should call the Florida Department of Environmental Protection (DEP) at 871-7662 or the South Florida Water Management District (SFWMD) 223-2600 to ask about the quality of a specific area and report observations of pollution.