

# St. Lucie River Estuary Water Quality Report

This information is provided by the Florida Oceanographic Society with support of the Marine Resources Council. It is collected by the Citizen Volunteer Water Quality Monitoring Network. For historical data go to our website at: <http://www.floridaocean.org>

For sample results related to bacteria levels go to:

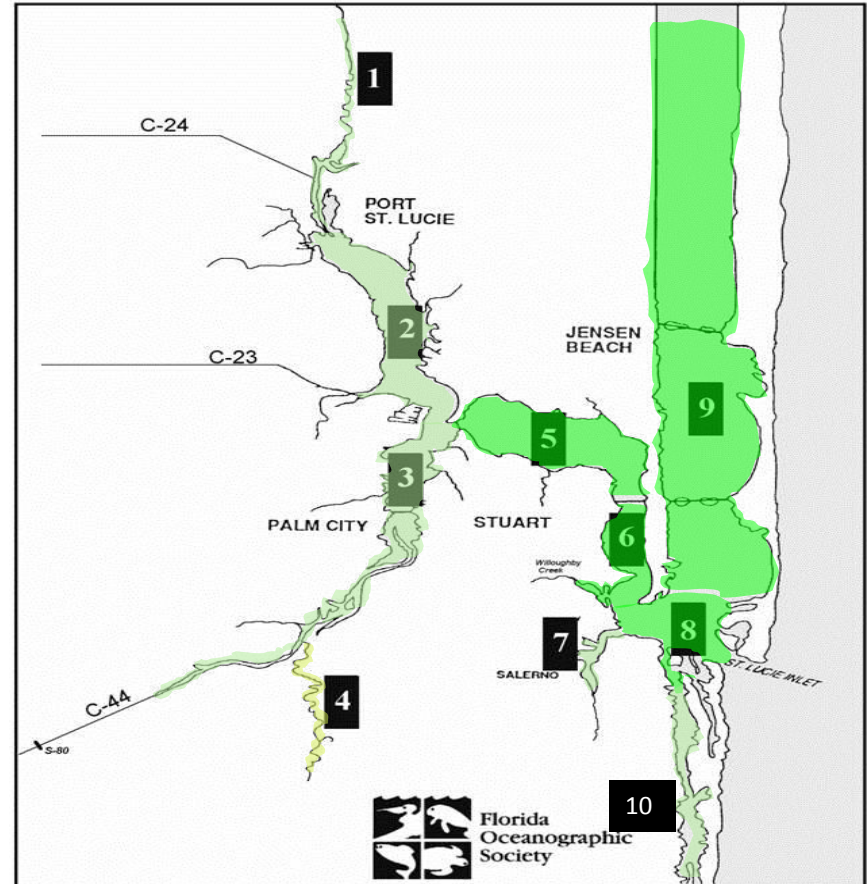
<http://martin.floridahealth.gov/programs-and-services/> and click on the Environmental Health link

Posted:

**02/23/17**

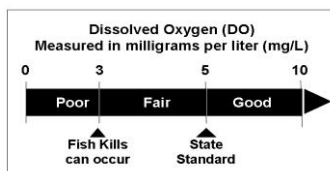
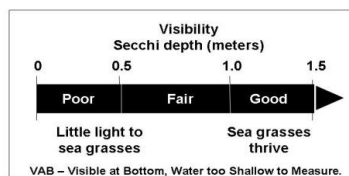

Overall Grade:	<b>89.2%</b>	<b>B+</b>	<b>GOOD</b>
----------------	--------------	-----------	-------------

Zone/ Location	Water Temp. Deg. F	pH	Visibility (Secchi) Meters	Salinity ppt	Dissolved Oxygen mg/L	Location Score	Grade
1. Winding North Fork	74	7.8	0.65 Fair	7.5 Good	6.2 Good	87%	B Good
2. North Fork	70	8.3	0.97 Fair	24.5 Good	6.7 Good	87%	B Good
3. South Fork	73	8.0	0.70 Fair	21.6 Good	5.7 Good	87%	B Good
4. Winding South Fork	74	8.2	0.80 Fair	8.5 Fair	7.0 Good	76%	C Satisfactory
5. Wide Middle River	73	8.2	1.10 Good	27.0 Good	6.0 Good	97%	A Ideal
6. Narrow Middle River	72	8.0	1.33 Good	31.7 Good	6.4 Good	97%	A Ideal
7. Manatee Pocket	73	8.3	0.95 Fair	35.0 Good	4.1 Fair	81%	B Good
8. Inlet Area	73	8.2	1.42 Good	35.3 Good	5.4 Good	97%	A Ideal
9. Indian River Lagoon	71	8.3	1.18 Good	38.0 Good	6.1 Good	97%	A Ideal
10. Intracoastal Waterway South	72	7.8	0.90 Fair	34.0 Good	5.3 Good	87%	B Good



Overall Grading				
A	B	C	D	F
100-90	89-80	79-70	69-60	69-0
IDEAL	GOOD	SATISFACTORY	POOR	DESTRUCTIVE

Salinity (ppt) Grading				
Zones	description	GOOD	FAIR	POOR
1&4	upper north & south forks	2 - 8	1 - 2 or 8 - 15	< 1 or > 15
2 & 3	lower north & south forks	15 - 25	10 - 15 or > 25	< 10
5	wide middle river	> 20	15 - 20	< 15
6	narrow middle river	> 25	20 - 25	< 20
7	Manatee Pocket	> 27.5	20 - 27.5	< 20
8	inlet	> 30	25 - 30	< 25
6	IRL & Intracoastal W'wy	> 30	25 - 30	< 25



Comment: The data above may indicate areas of concern in the St. Lucie Estuary. Citizens should call the Florida Department of Environmental Protection (DEP) at 871-7662 or the South Florida Water Management District (SFWMD) 223-2600 to ask about the quality of a specific area and report observations of pollution.