

St. Lucie River Estuary Water Quality Report

This information is provided by the Florida Oceanographic Society with support of the Marine Resources Council. It is collected by the Citizen Volunteer Water Quality Monitoring Network. For historical data go to our website at: <http://www.floridaocean.org>

For sample results related to bacteria levels go to:

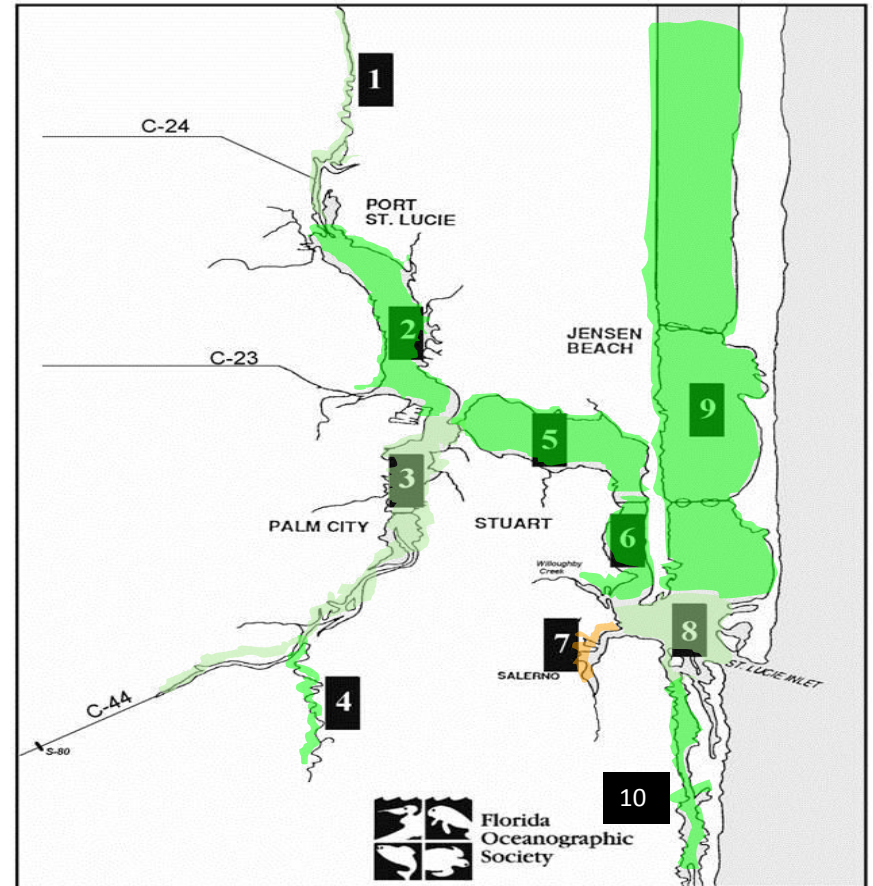
<http://martin.floridahealth.gov/programs-and-services/> and click on the Environmental Health link

Posted:

01/12/17


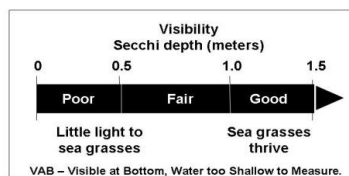

Overall Grade:	90.8%	A-	IDEAL
----------------	--------------	-----------	--------------

Zone/ Location	Water Temp. Deg. F	pH	Visibility (Secchi) Meters	Salinity ppt	Dissolved Oxygen mg/L	Location Score	Grade
1. Winding North Fork	64	7.7	1.00 Good	10.5 Fair	6.9 Good	87%	B Good
2. North Fork	58	8.0	1.15 Good	22.5 Good	7.2 Good	97%	A Ideal
3. South Fork	61	8.1	0.83 Fair	17.5 Good	5.1 Good	87%	B Good
4. Winding South Fork	66	8.0	1.00 Good	8.0 Good	6.6 Good	97%	A Ideal
5. Wide Middle River	63	8.3	1.15 Good	29.5 Good	7.1 Good	97%	A Ideal
6. Narrow Middle River	70	8.0	1.00 Good	29.0 Good	6.4 Good	97%	A Ideal
7. Manatee Pocket	73	7.4	0.50 Fair	26.0 Fair	2.7 Poor	66%	D Poor
8. Inlet Area	71	8.4	0.90 Fair	37.0 Good	5.8 Good	87%	B Good
9. Indian River Lagoon	69	8.3	1.15 Good	34.5 Good	7.1 Good	97%	A Ideal
10. Intracoastal Waterway South	71	8.0	1.30 Good	37.5 Good	5.7 Good	97%	A Ideal



Overall Grading				
A	B	C	D	F
100-90	89-80	79-70	69-60	69-0
IDEAL	GOOD	SATISFACTORY	POOR	DESTRUCTIVE

Salinity (ppt) Grading				
Zones	description	GOOD	FAIR	POOR
1&4	upper north & south forks	2 - 8	1 - 2 or 8 - 15	< 1 or > 15
2 & 3	lower north & south forks	15 - 25	10 - 15 or > 25	< 10
5	wide middle river	> 20	15 - 20	< 15
6	narrow middle river	> 25	20 - 25	< 20
7	Manatee Pocket	> 27.5	20 - 27.5	< 20
8	inlet	> 30	25 - 30	< 25
6	IRL & Intracoastal W'wy	> 30	25 - 30	< 25



Comment: The data above may indicate areas of concern in the St. Lucie Estuary. Citizens should call the Florida Department of Environmental Protection (DEP) at 871-7662 or the South Florida Water Management District (SFWMD) 223-2600 to ask about the quality of a specific area and report observations of pollution.