

Weekly Water Quality Report

Data on water quality to assess habitat health in the St. Lucie Estuary and southern Indian River Lagoon is collected and provided by volunteers for the Florida Oceanographic Society's Water ecoSystem Surveys (FLOWSS) community science program. For more information, past reports, or to support our water quality monitoring, visit www.floridaocean.org/water-quality



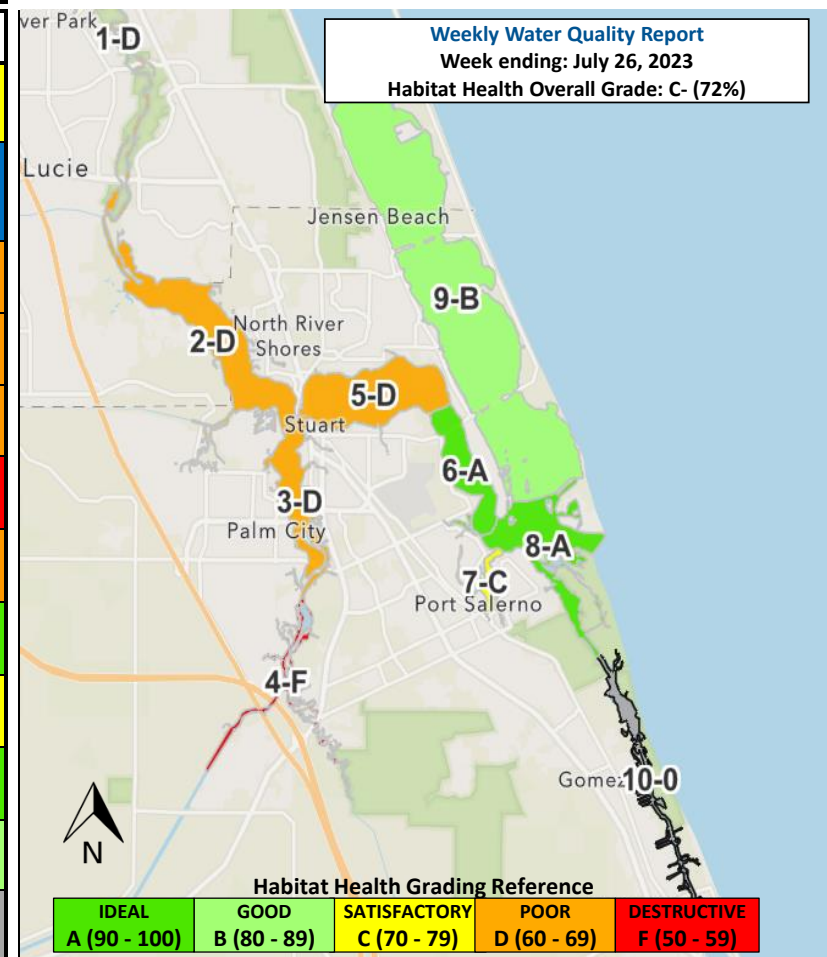


FLOWSS
FLORIDA OCEANOGRAPHIC
WATER ECOSYSTEM SURVEYS



Reporting Week: July 20, 2023 to July 26, 2023

HABITAT HEALTH OVERALL GRADE		SCORE 72%		GRADE C-		STATUS SATISFACTORY		
Zone	Location	# of Reports	Water Temp. (°C)	pH	Secchi Visibility (m)	Salinity (ppt)	Dissolved Oxygen (mg/L)	Score Grade Status
1	Winding North Fork	3	27	7.2	0.7 Fair	0.7 Poor	4.5 Fair	61% D Poor
2	North Fork	5	31	7.8	0.9 Fair	6.0 Poor	5.1 Good	66% D Poor
3	South Fork	5	29	7.7	0.6 Fair	6.2 Poor	3.8 Fair	61% D Poor
4	Winding South Fork	4	31	7.3	0.6 Fair	0.5 Poor	2.9 Poor	56% F Destructive
5	Wide Middle River	4	31	7.8	0.8 Fair	14.8 Poor	4.6 Fair	61% D Poor
6	Narrow Middle River	1	30	8.3	1.1 Good	29.0 Good	5.8 Good	97% A Ideal
7	Manatee Pocket	2	33	7.5	1.0 Good	15.0 Poor	4.7 Fair	71% C Satisfactory
8	Inlet Area	2	29	8.4	1.5 Good	31.5 Good	5.3 Good	97% A Ideal
9	Indian River Lagoon	5	30	8.0	1.3 Good	25.3 Fair	4.6 Fair	81% B Good
10	Intracoastal Waterway South	0			Data	Not	Available	



Salinity
Measured in parts per thousand (ppt)

Zone	Poor	Fair	Good
1 & 4	< 1 or > 15	1 - 2 or 8 - 15	2 - 8
2 & 3	< 10	10 - 15 or > 25	15 - 25
5	< 15	15 - 20	> 20
6	< 20	20 - 25	> 25
7	< 20	20 - 27.5	> 27.5
8, 9, & 10	< 25	25 - 30	> 30

Disclaimer: The data found on this report is collected by citizen scientists who volunteer their time and effort for the FOS FLOWSS program. Although the data is screened, it comes with no warranties regarding the completeness, accuracy or reliability and is intended for educational and outreach use only. This map is not to be used to indicate current bacteria levels, nutrient levels, or the presence of harmful algae blooms. For up to date information on bacteria levels, visit the Florida Health Beaches Program (www.floridahealth.gov/environmental-health/beach-water-quality). For up to date information on nutrients levels, visit ORCA Kilroy (<http://api.kilroydata.org/public/>) or HDOI LOBO (www.ifron.org/?health).