

Weekly Water Quality Report

Data on water quality to assess habitat health in the St. Lucie Estuary and southern Indian River Lagoon is collected and provided by volunteers for the Florida Oceanographic Society's Water ecoSystem Surveys (FLOWSS) community science program. For more information, past reports, or to support our water quality monitoring, visit www.floridaocean.org/water-quality



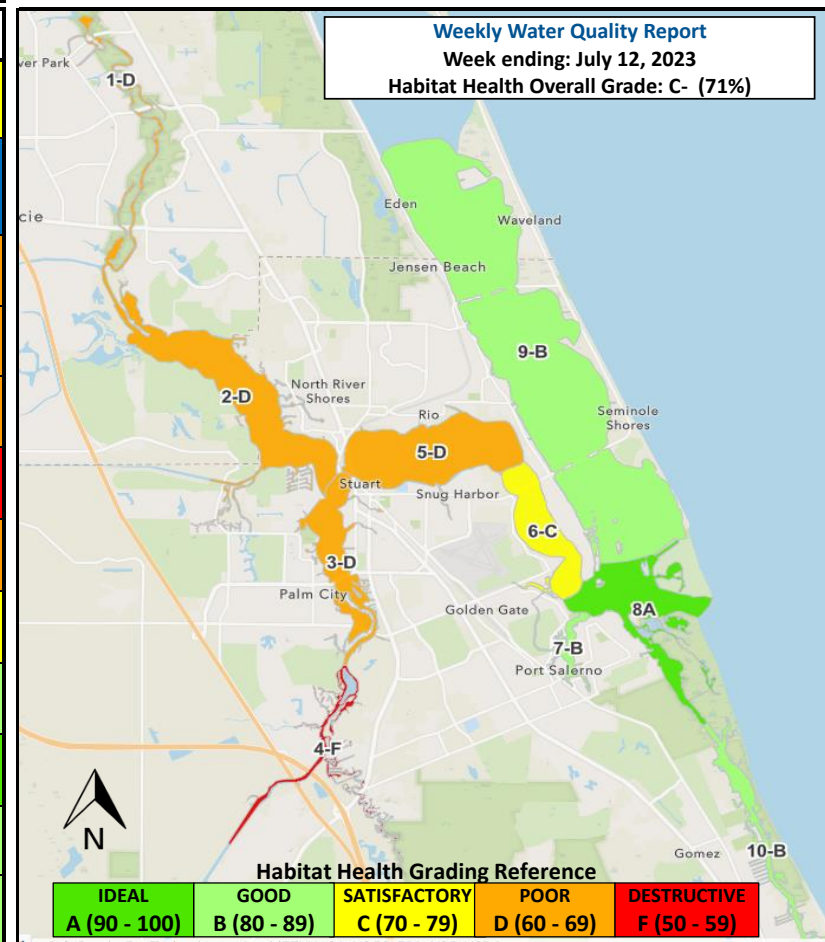


FLOWSS
FLORIDA OCEANOGRAPHIC
WATER ECOSYSTEM SURVEYS



Reporting Week: July 6, 2023 to July 12, 2023

HABITAT HEALTH OVERALL GRADE		SCORE 71%		GRADE C-		STATUS SATISFACTORY		
Zone	Location	# of Reports	Water Temp. (°C)	pH	Secchi Visibility (m)	Salinity (ppt)	Dissolved Oxygen (mg/L)	Score Grade Status
1	Winding North Fork	3	26	7.5	0.8 Fair	0.0 Poor	5.2 Good	66% D Poor
2	North Fork	5	31	7.6	0.8 Fair	4.0 Poor	4.0 Fair	61% D Poor
3	South Fork	4	30	7.7	0.5 Fair	7.3 Poor	4.6 Fair	61% D Poor
4	Winding South Fork	3	30	7.1	0.5 Poor	0.0 Poor	1.9 Poor	46% F Destructive
5	Wide Middle River	5	31	7.7	0.6 Fair	13.4 Poor	4.1 Fair	61% D Poor
6	Narrow Middle River	2	29	7.8	0.9 Fair	20.0 Fair	4.4 Fair	71% C Satisfactory
7	Manatee Pocket	3	31	7.7	1.0 Good	21.0 Fair	5.5 Good	87% B Good
8	Inlet Area	2	30	8.3	1.5 Good	30.0 Good	5.4 Good	97% A Ideal
9	Indian River Lagoon	7	30	8.0	1.5 Good	29.4 Fair	4.0 Fair	81% B Good
10	Intracoastal Waterway South	2	31	7.9	1.6 Good	29.0 Fair	3.7 Fair	81% B Good



Salinity
Measured in parts per thousand (ppt)

Zone	Poor	Fair	Good
1 & 4	< 1 or > 15	1 - 2 or 8 - 15	2 - 8
2 & 3	< 10	10 - 15 or > 25	15 - 25
5	< 15	15 - 20	> 20
6	< 20	20 - 25	> 25
7	< 20	20 - 27.5	> 27.5
8, 9, & 10	< 25	25 - 30	> 30

Disclaimer: The data found on this report is collected by citizen scientists who volunteer their time and effort for the FOS FLOWSS program. Although the data is screened, it comes with no warranties regarding the completeness, accuracy or reliability and is intended for educational and outreach use only. This map is not to be used to indicate current bacteria levels, nutrient levels, or the presence of harmful algae blooms. For up to date information on bacteria levels, visit the Florida Health Beaches Program (www.floridahealth.gov/environmental-health/beach-water-quality). For up to date information on nutrients levels, visit ORCA Kilroy (<http://api.kilroydata.org/public/>) or HBOI LOBO (www.ifron.org/?health).