

Weekly Water Quality Report

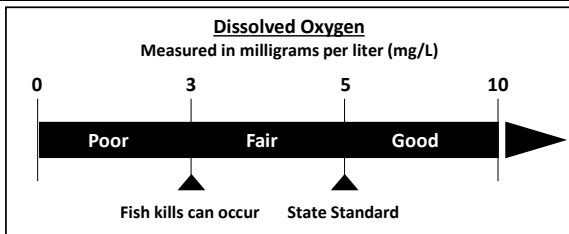

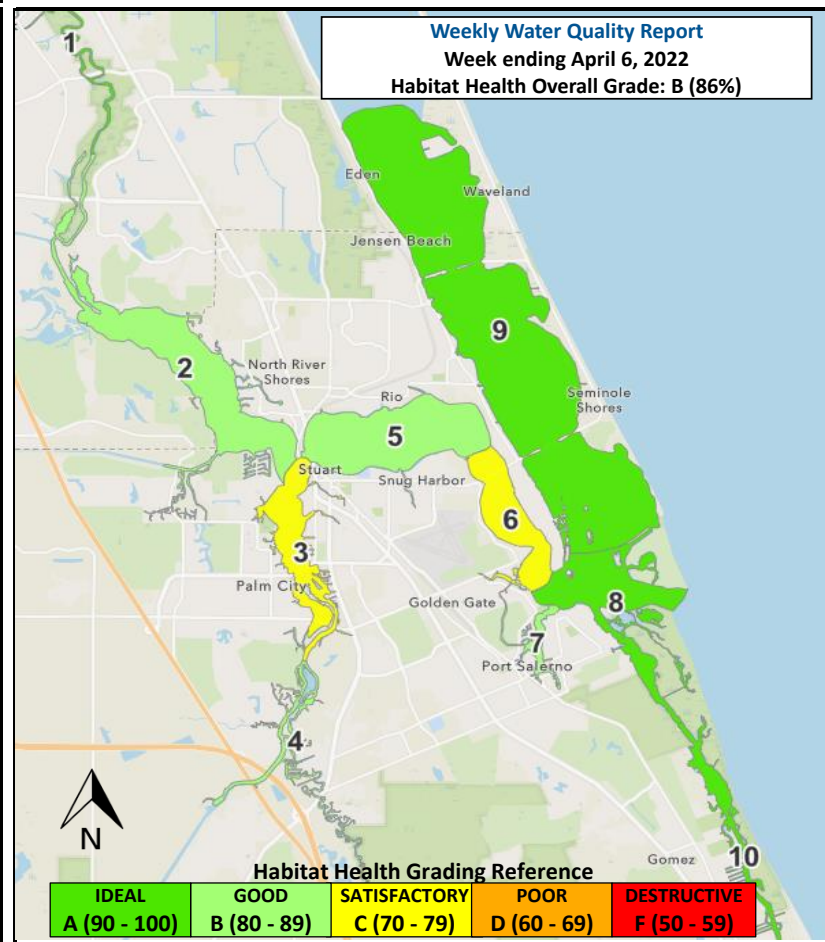
Data on water quality to assess habitat health in the St. Lucie Estuary and southern Indian River Lagoon is collected and provided by the Florida Oceanographic Society's Water Quality Understanding Estuary System Trends (WaterQUEST) program. For more information, past reports, or to support our water quality monitoring, visit www.floridaocean.org/water-quality



WATERQUEST
WATER QUALITY UNDERSTANDING ESTUARY SYSTEM TRENDS
FLORIDA OCEANOGRAPHIC SOCIETY

Reporting Week: March 31 2022 to April 6 2022

HABITAT HEALTH OVERALL GRADE		SCORE 86%		GRADE B		STATUS GOOD		
Zone	Location	# of Reports	Water Temp. (°C)	pH	Secchi Visibility (m)	Salinity (ppt)	Dissolved Oxygen (mg/L)	Score Grade Status
1	Winding North Fork	1	26	7.6	Data not available	4 Good	Data not available	97% Ideal A
2	North Fork	4	25	8.1	0.7 Fair	15 Good	5.5 Good	87% Good B
3	South Fork	6	25	7.9	0.6 Fair	17 Fair	4.8 Fair	71% Satisfactory C
4	Winding South Fork	4	25	7.9	0.9 Fair	4 Good	4.5 Fair	81% Good B
5	Wide Middle River	4	26	8.0	0.8 Fair	23 Good	4.7 Fair	81% Good B
6	Narrow Middle River	4	24	8.0	1.0 Fair	20 Fair	5.5 Good	76% Satisfactory C
7	Manatee Pocket	3	26	8.0	1.0 Good	24 Fair	5.1 Good	87% Good B
8	Inlet Area	3	24	8.3	1.2 Good	35 Good	4.9 Fair	92% Ideal A
9	Indian River Lagoon	4	25	8.1	1.2 Good	35 Good	5.3 Good	97% Ideal A
10	Intracoastal Waterway South	3	26	8.0	1.2 Good	35 Good	5.0 Fair	92% Ideal A



Salinity
Measured in parts per thousand (ppt)

Zone	Poor	Fair	Good
1 & 4	< 1 or > 15	1 - 2 or 8 - 15	2 - 8
2 & 3	< 10	10 - 15 or > 25	15 - 25
5	< 15	15 - 20	> 20
6	< 20	20 - 25	> 25
7	< 20	20 - 27.5	> 27.5
8, 9, & 10	< 25	25 - 30	> 30

Disclaimer: The data above indicates changes in water quality parameters to evaluate habitat health. This map is not to be used to indicate current bacteria levels, nutrient levels, or the presence of harmful algae blooms. For up to date information on bacteria levels, visit the Florida Health Beaches Program (www.floridahealth.gov/environmental-health/beach-water-quality). For up to date information on nutrients levels, visit ORCA Kilroy (<http://api.kilroydata.org/public/>) or HBOI LOBO (www.irlon.org/?health). For up to date information about algae blooms, visit the Florida DEP's algae bloom dashboard (www.floridadep.gov/algalbloom).