


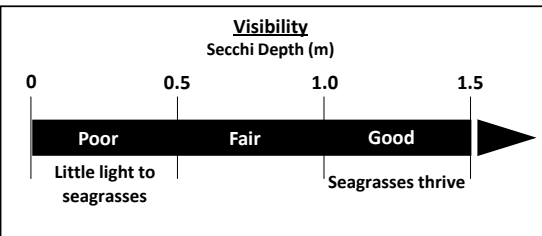
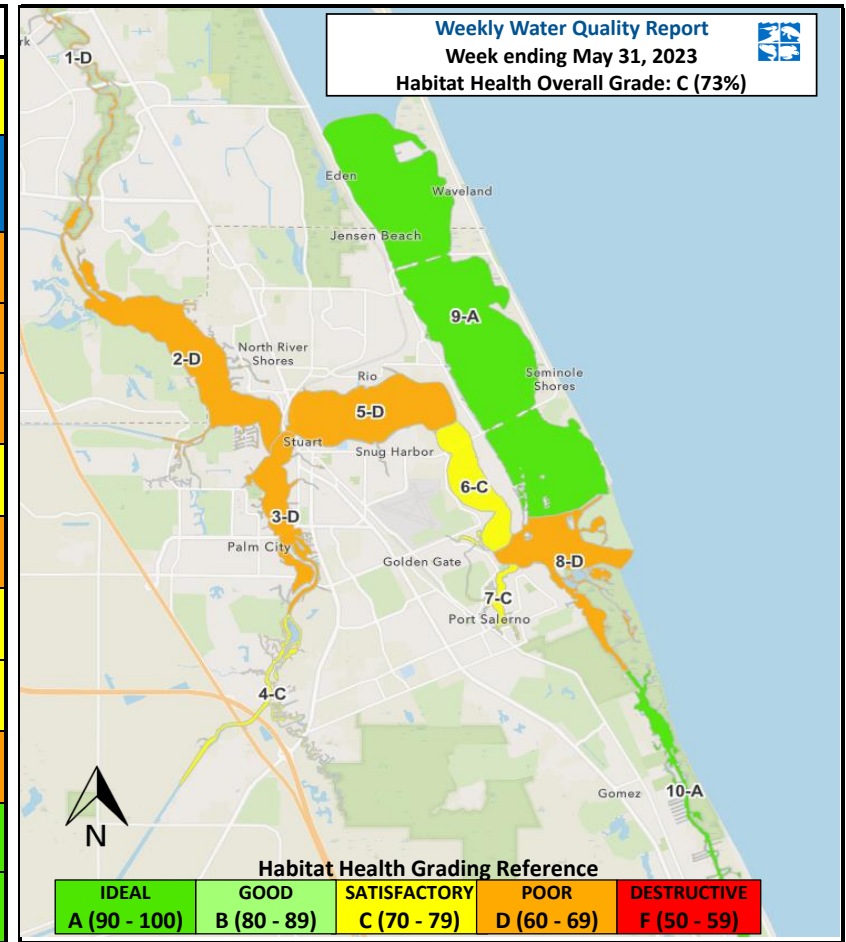
Weekly Water Quality Report

Data on water quality to assess habitat health in the St. Lucie Estuary and southern Indian River Lagoon is collected and provided by volunteers for the Florida Oceanographic Society's Water ecoSystem Surveys (FLOWSS) community science program. For more information, past reports, or to support our water quality monitoring, visit www.floridaocean.org/water-quality



Reporting Week: May 25, 2023 to May 31, 2023

HABITAT HEALTH OVERALL GRADE		SCORE 73%		GRADE C		STATUS SATISFACTORY			
Zone	Location	# of Reports	Water Temp. (°C)	pH	Secchi Visibility (m)	Salinity (ppt)	Dissolved Oxygen (mg/L)	Score	Grade Status
1	Winding North Fork	2	24	7.5	0.8 Fair	0.0 Poor	4.6 Fair	61% Poor	D
2	North Fork	3	27	7.5	0.9 Fair	5.0 Poor	5.1 Good	66% Poor	D
3	South Fork	4	27	7.7	0.7 Fair	8.0 Poor	5.0 Good	66% Poor	D
4	Winding South Fork	5	28	7.4	0.8 Fair	1.4 Fair	4.1 Fair	71% Satisfactory	C
5	Wide Middle River	4	28	8.0	0.7 Fair	14.5 Poor	5.5 Good	66% Poor	D
6	Narrow Middle River	4	28	8.0	1.0 Good	19.0 Poor	6.4 Good	77% Satisfactory	C
7	Manatee Pocket	3	27	7.6	1.1 Good	10.2 Poor	4.9 Fair	71% Satisfactory	C
8	Inlet Area	2	26	8.3	0.4 Poor	28.0 Fair	5.2 Good	66% Poor	D
9	Indian River Lagoon	6	27	8.0	1.9 Good	32.3 Good	4.4 Fair	92% Ideal	A
10	Intracoastal Waterway South	2	29	7.7	1.2 Good	31.0 Good	4.1 Fair	92% Ideal	A



Zone	Salinity Measured in parts per thousand (ppt)		
	Poor	Fair	Good
1 & 4	< 1 or > 15	1 - 2 or 8 - 15	2 - 8
2 & 3	< 10	10 - 15 or > 25	15 - 25
5	< 15	15 - 20	> 20
6	< 20	20 - 25	> 25
7	< 20	20 - 27.5	> 27.5
8, 9, & 10	< 25	25 - 30	> 30

Disclaimer: The data found on this report is collected by citizen scientists who volunteer their time and effort for the FOS FLOWSS program. Although the data is screened, it comes with no warranties regarding the completeness, accuracy or reliability and is intended for educational and outreach use only. This map is not to be used to indicate current bacteria levels, nutrient levels, or the presence of harmful algae blooms. For up to date information on bacteria levels, visit the Florida Health Beaches Program (www.floridahealth.gov/environmental-health/beach-water-quality). For up to date information on nutrients levels, visit ORCA Kilroy (<http://api.kilroydata.org/public/>) or HBOI LOBO (www.irlon.org/?health).