

Weekly Water Quality Report



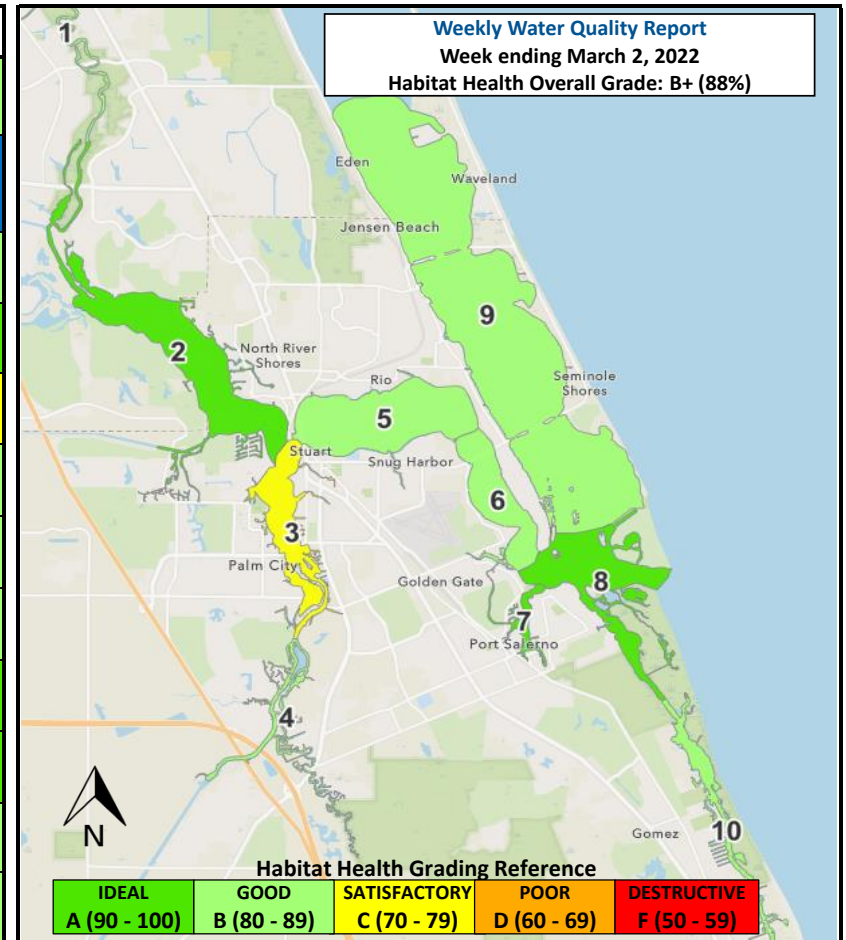
Data on water quality to assess habitat health in the St. Lucie Estuary and southern Indian River Lagoon is collected and provided by the Florida Oceanographic Society's Water Quality Understanding Estuary System Trends (WaterQUEST) program. For more information, past reports, or to support our water quality monitoring, visit www.floridaocean.org/water-quality



WATERQUEST
WATER QUALITY UNDERSTANDING ESTUARY SYSTEM TRENDS
FLORIDA OCEANOGRAPHIC SOCIETY

Reporting Week: February 24 2022 to March 2 2022

HABITAT HEALTH OVERALL GRADE		SCORE 88%		GRADE B+		STATUS GOOD		
Zone	Location	# of Reports	Water Temp. (°C)	pH	Secchi Visibility (m)	Salinity (ppt)	Dissolved Oxygen (mg/L)	Score Grade Status
1	Winding North Fork	3	20	7.5	0.7 Fair	7 Good	5.3 Good	87% B Good
2	North Fork	4	24	8.0	1.0 Good	19 Good	5.0 Good	97% A Ideal
3	South Fork	5	24	8.0	0.8 Fair	20 Fair	5.7 Good	76% C Satisfactory
4	Winding South Fork	4	23	7.9	0.9 Fair	5 Good	5.1 Good	87% B Good
5	Wide Middle River	4	23	7.9	0.8 Fair	28 Good	5.2 Good	87% B Good
6	Narrow Middle River	5	24	7.9	0.9 Fair	32 Good	5.6 Good	87% B Good
7	Manatee Pocket	3	25	7.9	1.0 Good	29 Good	4.3 Fair	92% A Ideal
8	Inlet Area	3	24	8.3	1.0 Good	34 Good	5.9 Good	97% A Ideal
9	Indian River Lagoon	6	24	8.1	0.8 Fair	35 Good	5.7 Good	87% B Good
10	Intracoastal Waterway South	2	24	7.8	0.9 Fair	36 Good	5.0 Fair	81% B Good



Salinity
Measured in parts per thousand (ppt)

Zone	Poor	Fair	Good
1 & 4	< 1 or > 15	1 - 2 or 8 - 15	2 - 8
2 & 3	< 10	10 - 15 or > 25	15 - 25
5	< 15	15 - 20	> 20
6	< 20	20 - 25	> 25
7	< 20	20 - 27.5	> 27.5
8, 9, & 10	< 25	25 - 30	> 30

Disclaimer: The data above indicates changes in water quality parameters to evaluate habitat health. This map is not to be used to indicate current bacteria levels, nutrient levels, or the presence of harmful algae blooms. For up to date information on bacteria levels, visit the Florida Health Beaches Program (www.floridahealth.gov/environmental-health/beach-water-quality). For up to date information on nutrients levels, visit ORCA Kilroy (<http://api.kilroydata.org/public/>) or HBO LOBO (www.irlon.org/?health). For up to date information about algae blooms, visit the Florida DEP's algae bloom dashboard (www.floridadep.gov/algabloom).