


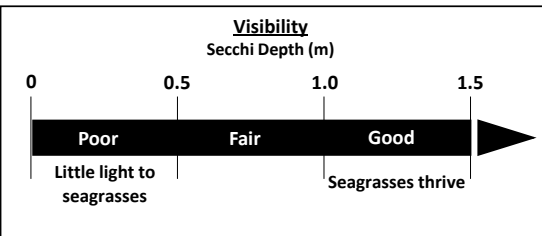
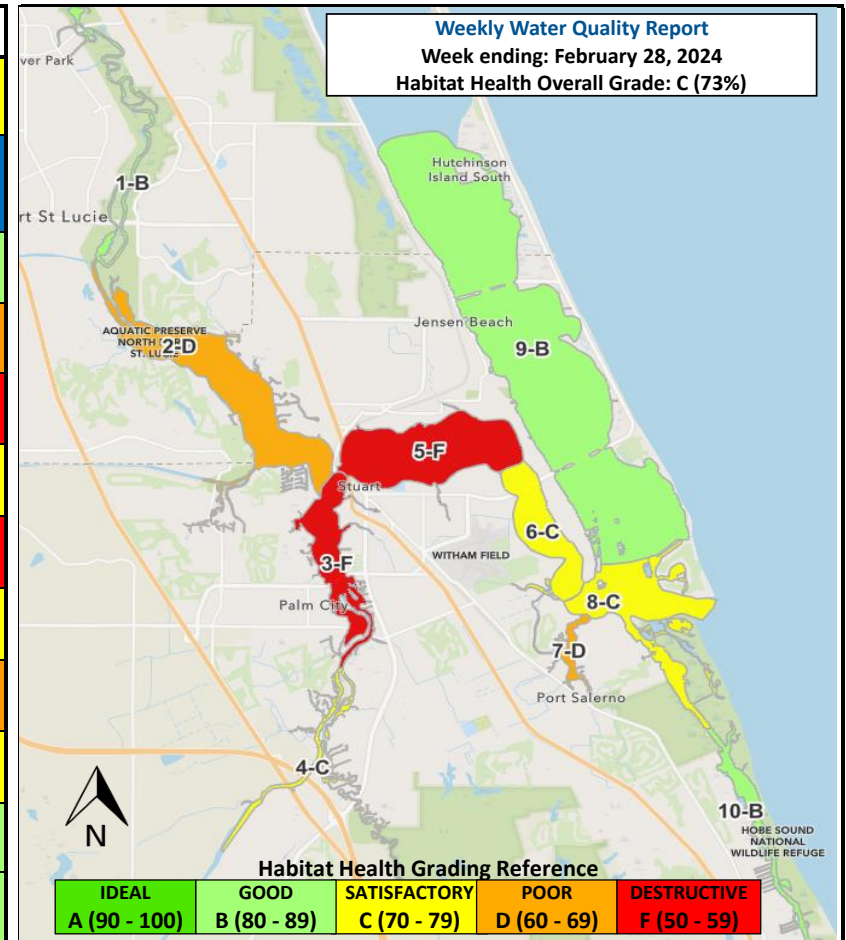
Weekly Water Quality Report

Data on water quality to assess habitat health in the St. Lucie Estuary and southern Indian River Lagoon is collected and provided by volunteers for the Florida Oceanographic Society's Water ecoSystem Surveys (FLOWSS) community science program. For more information, past reports, or to support our water quality monitoring, visit www.floridaocean.org/water-quality



Reporting Week: February 22, 2024 to February 28, 2024

HABITAT HEALTH OVERALL GRADE		SCORE 73%		GRADE C		STATUS SATISFACTORY		
Zone	Location	# of Reports	Water Temp. (°C)	pH	Secchi Visibility (m)	Salinity (ppt)	Dissolved Oxygen (mg/L)	Score Grade Status
1	Winding North Fork	1	20	7.6	0.8 Fair	2.0 Good	9.9 Good	87% B Good
2	North Fork	4	21	7.9	0.8 Fair	5.3 Poor	8.2 Good	66% D Poor
3	South Fork	6	19	7.8	0.3 Poor	1.8 Poor	7.3 Good	56% F Destructive
4	Winding South Fork	5	22	7.7	0.5 Fair	1.2 Fair	6.1 Good	76% C Satisfactory
5	Wide Middle River	4	21	7.9	0.4 Poor	6.5 Poor	7.2 Good	56% F Destructive
6	Narrow Middle River	3	19	7.6	1.2 Good	11.3 Poor	7.6 Good	77% C Satisfactory
7	Manatee Pocket	4	19	7.9	1.0 Fair	16.5 Poor	7.2 Good	66% D Poor
8	Inlet Area	4	22	8.3	0.8 Fair	27.0 Fair	7.2 Good	76% C Satisfactory
9	Indian River Lagoon	7	20	8.1	1.1 Good	27.6 Fair	6.9 Good	87% B Good
10	Intracoastal Waterway South	2	20	7.9	1.9 Good	28.5 Fair	7.1 Good	87% B Good



Salinity
Measured in parts per thousand (ppt)

Zone	Poor	Fair	Good
1 & 4	< 1 or > 15	1 - 2 or 8 - 15	2 - 8
2 & 3	< 10	10 - 15 or > 25	15 - 25
5	< 15	15 - 20	> 20
6	< 20	20 - 25	> 25
7	< 20	20 - 27.5	> 27.5
8, 9, & 10	< 25	25 - 30	> 30

Disclaimer: The data found on this report is collected by citizen scientists who volunteer their time and effort for the FOS FLOWSS program. Although the data is screened, it comes with no warranties regarding the completeness, accuracy or reliability and is intended for educational and outreach use only. This map is not to be used to indicate current bacteria levels, nutrient levels, or the presence of harmful algae blooms. For up to date information on bacteria levels, visit the Florida Health Beaches Program (www.floridahealth.gov/environmental-health/beach-water-quality). For up to date information on nutrients levels, visit ORCA Kilroy (<http://api.kilroydata.org/public/>) or HBOI LOBO (www.irlon.org/?health).