

Weekly Water Quality Report


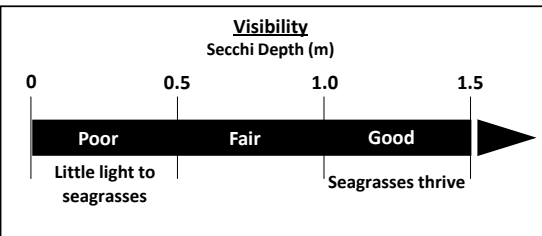
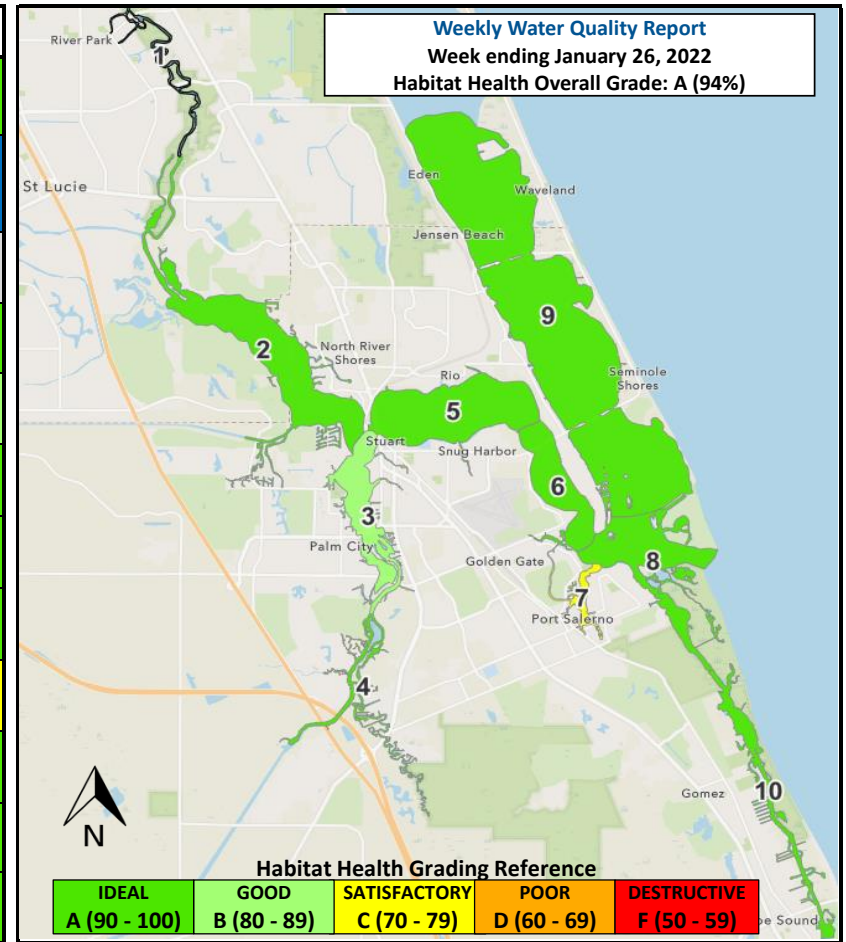
Data on water quality to assess habitat health in the St. Lucie Estuary and southern Indian River Lagoon is collected and provided by the Florida Oceanographic Society's Water Quality Understanding Estuary System Trends (WaterQUEST) program. For more information, past reports, or to support our water quality monitoring, visit www.floridaocean.org/water-quality



WATERQUEST
WATER QUALITY UNDERSTANDING ESTUARY SYSTEM TRENDS
FLORIDA OCEANOGRAPHIC SOCIETY

Reporting Week: January 20 2022 to January 26 2022

HABITAT HEALTH OVERALL GRADE		SCORE 94%		GRADE A		STATUS IDEAL		
Zone	Location	# of Reports	Water Temp. (°C)	pH	Secchi Visibility (m)	Salinity (ppt)	Dissolved Oxygen (mg/L)	Score Grade Status
1	Winding North Fork	0			Data	Not	Available	
2	North Fork	3	16	8.0	1.2 Good	18 Good	6.6 Good	97% Ideal A
3	South Fork	5	17	8.1	1.0 Good	12 Fair	8.9 Good	87% Good B
4	Winding South Fork	4	18	7.8	1.2 Good	3 Good	6.3 Good	97% Ideal A
5	Wide Middle River	4	17	7.9	1.2 Good	23 Good	6.3 Good	97% Ideal A
6	Narrow Middle River	3	19	8.0	1.8 Good	29 Good	6.7 Good	97% Ideal A
7	Manatee Pocket	4	18	7.8	1.2 Good	19 Poor	5.8 Good	77% Satisfactory C
8	Inlet Area	4	19	8.3	1.4 Good	35 Good	6.2 Good	97% Ideal A
9	Indian River Lagoon	5	17	8.1	1.2 Good	34 Good	7.0 Good	97% Ideal A
10	Intracoastal Waterway South	2	19	7.8	1.5 Good	35 Good	5.6 Good	97% Ideal A



Salinity
Measured in parts per thousand (ppt)

Zone	Poor	Fair	Good
1 & 4	< 1 or > 15	1 - 2 or 8 - 15	2 - 8
2 & 3	< 10	10 - 15 or > 25	15 - 25
5	< 15	15 - 20	> 20
6	< 20	20 - 25	> 25
7	< 20	20 - 27.5	> 27.5
8, 9, & 10	< 25	25 - 30	> 30

Disclaimer: The data above indicates changes in water quality parameters to evaluate habitat health. This map is not to be used to indicate current bacteria levels, nutrient levels, or the presence of harmful algae blooms. For up to date information on bacteria levels, visit the Florida Health Beaches Program (www.floridahealth.gov/environmental-health/beach-water-quality). For up to date information on nutrients levels, visit ORCA Kilroy (<http://api.kilroydata.org/public/>) or HBOI LOBO (www.iron.org/?health). For up to date information about algae blooms, visit the Florida DEP's algae bloom dashboard (www.floridadep.gov/algabloom).