

Weekly Water Quality Report

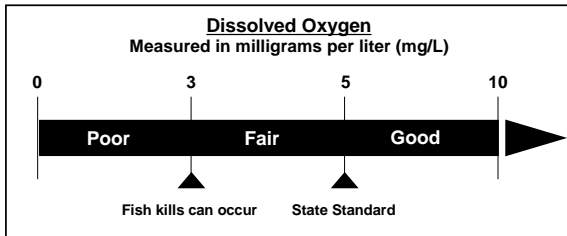
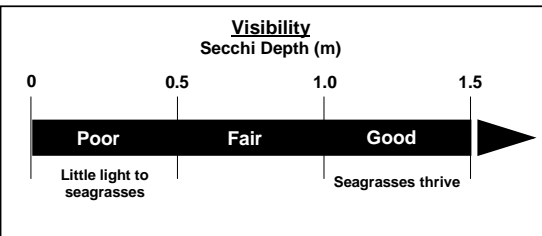
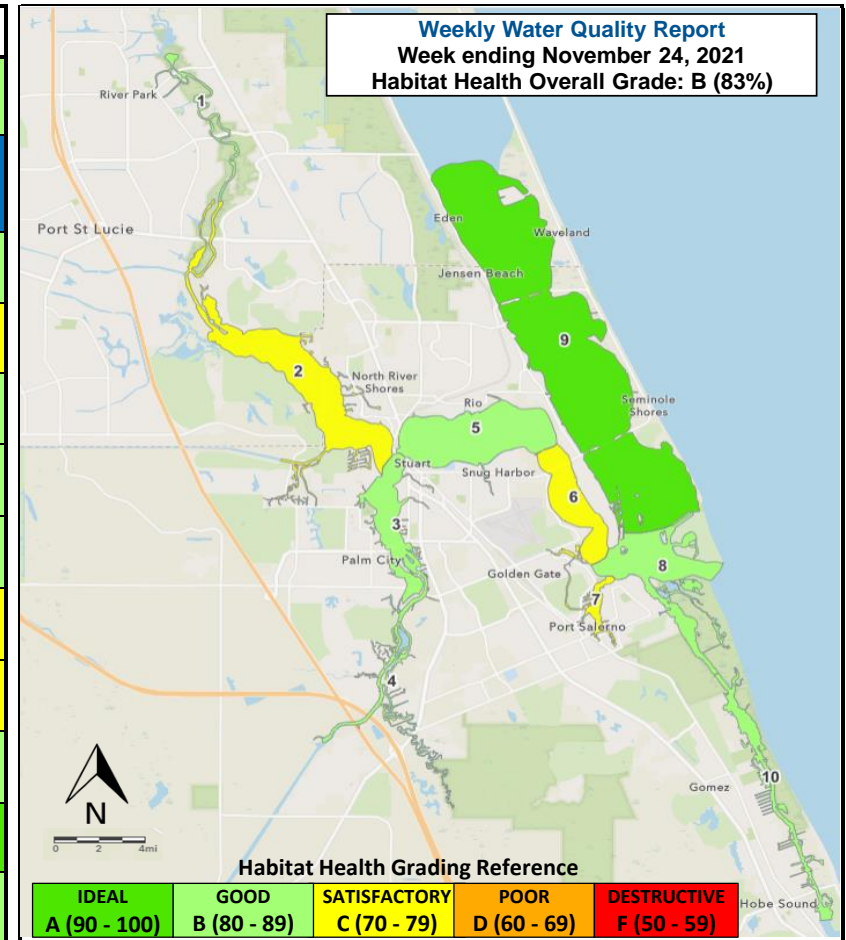
Data on water quality to assess habitat health in the St. Lucie Estuary and southern Indian River Lagoon is collected and provided by the Florida Oceanographic Society's Water Quality Understanding Estuary System Trends (WaterQUEST) program. For more information, past reports, or to support our water quality monitoring, visit www.floridaocean.org/water-quality



WATERQUEST
WATER QUALITY UNDERSTANDING ESTUARY SYSTEM TRENDS
FLORIDA OCEANOGRAPHIC SOCIETY

Reporting Week: November 18 2021 to November 24 2021

HABITAT HEALTH OVERALL GRADE		SCORE 83%		GRADE B		STATUS GOOD		
Zone	Location	# of Reports	Water Temp. (°C)	pH	Secchi Visibility (m)	Salinity (ppt)	Dissolved Oxygen (mg/L)	Score Grade Status
1	Winding North Fork	2	18	7.3	0.6 Fair	3 Good	4.9 Fair	81% B Good
2	North Fork	3	22	8.0	1.2 Good	10 Poor	5.9 Good	77% C Satisfactory
3	South Fork	4	22	7.8	0.7 Fair	5 Good	5.6 Good	87% B Good
4	Winding South Fork	3	25	7.5	0.8 Fair	2 Good	3.7 Fair	81% B Good
5	Wide Middle River	3	23	7.9	1.1 Good	18 Fair	5.8 Good	87% B Good
6	Narrow Middle River	3	23	7.6	1.1 Good	17 Poor	4.6 Fair	71% C Satisfactory
7	Manatee Pocket	4	22	7.6	1.5 Good	13 Poor	5.7 Good	77% C Satisfactory
8	Inlet Area	3	24	8.2	1.3 Good	30 Fair	5.5 Good	87% B Good
9	Indian River Lagoon	5	22	8.2	1.2 Good	32 Good	5.8 Good	97% A Ideal
10	Intracoastal Waterway South	2	23	7.7	1.4 Good	30 Fair	5.7 Good	87% B Good



Salinity Measured in parts per thousand (ppt)			
Zone	Poor	Fair	Good
1 & 4	< 1 or > 15	1 - 2 or 8 - 15	2 - 8
2 & 3	< 10	10 - 15 or > 25	15 - 25
5	< 15	15 - 20	> 20
6	< 20	20 - 25	> 25
7	< 20	20 - 27.5	> 27.5
8, 9, & 10	< 25	25 - 30	> 30

Disclaimer: The data above indicates changes in water quality parameters to evaluate habitat health. This map is not to be used to indicate current bacteria levels, nutrient levels, or the presence of harmful algae blooms. For up to date information on bacteria levels, visit the Florida Health Beaches Program (<http://www.floridahealth.gov/environmental-health/beach-water-quality/>). For up to date information on nutrients levels, visit ORCA Kilroy (<http://api.kilroydata.org/public/>) or HBOI LOBO (<http://fau.loboviz.com/>). For up to date information about algae blooms, visit the Florida DEP's algae bloom dashboard (<https://floridadep.gov/algabloom/>).