


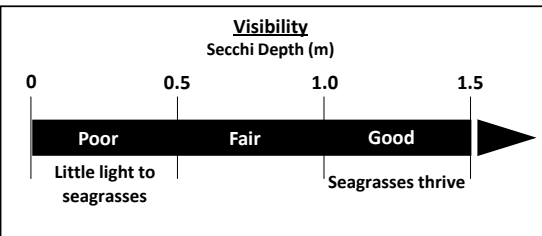
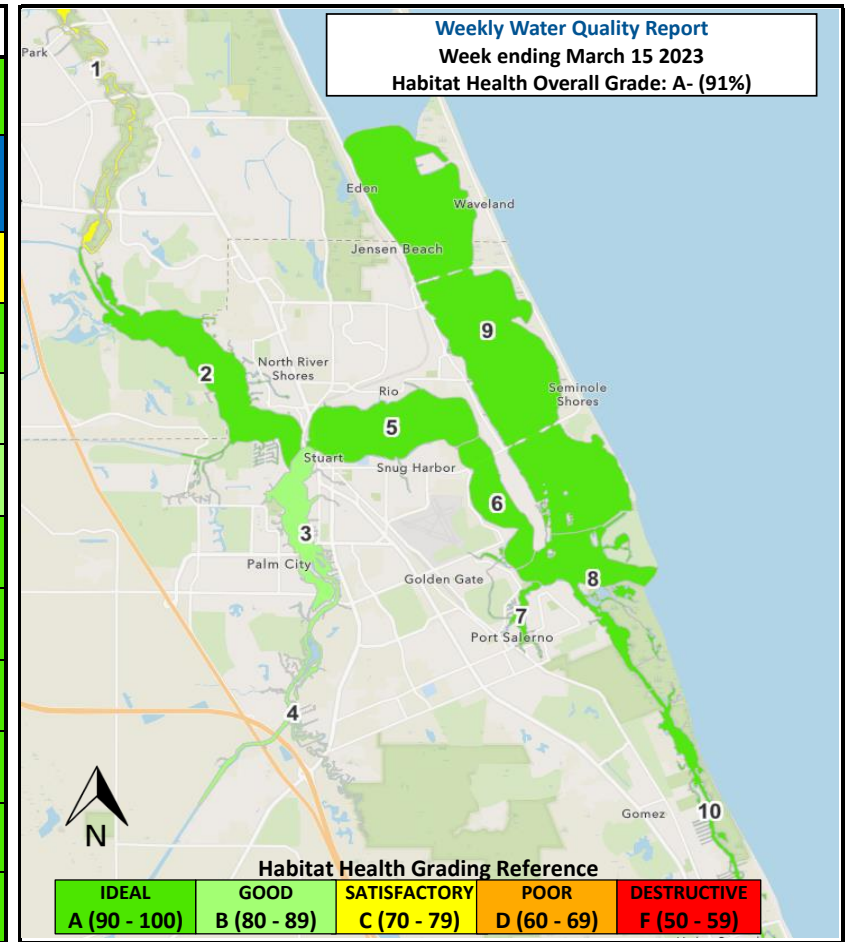
Weekly Water Quality Report

Data on water quality to assess habitat health in the St. Lucie Estuary and southern Indian River Lagoon is collected and provided by volunteers for the Florida Oceanographic Society's Water ecoSystem Surveys (FLOWSS) community science program. For more information, past reports, or to support our water quality monitoring, visit www.floridaocean.org/water-quality



Reporting Week: March 9 2023 to March 15 2023

HABITAT HEALTH OVERALL GRADE		SCORE 91%		GRADE A-		STATUS IDEAL		
Zone	Location	# of Reports	Water Temp. (°C)	pH	Secchi Visibility (m)	Salinity (ppt)	Dissolved Oxygen (mg/L)	Score Grade Status
1	Winding North Fork	4	22	7.4	0.8 Fair	2 Fair	5.0 Fair	71% C Satisfactory
2	North Fork	4	24	8.0	1.1 Good	20 Good	6.1 Good	97% A Ideal
3	South Fork	5	19	7.7	0.8 Fair	16 Fair	5.7 Good	87% B Good
4	Winding South Fork	3	24	7.7	0.8 Fair	3 Good	6.3 Good	87% B Good
5	Wide Middle River	5	24	7.9	1.1 Good	24 Good	5.0 Fair	92% A Ideal
6	Narrow Middle River	4	23	8.1	1.1 Good	31 Good	5.7 Good	97% A Ideal
7	Manatee Pocket	3	24	7.9	1.0 Good	30 Good	5.6 Good	97% A Ideal
8	Inlet Area	4	24	8.3	1.1 Good	35 Good	6.2 Good	97% A Ideal
9	Indian River Lagoon	6	24	7.9	1.1 Good	34 Good	5.4 Good	97% A Ideal
10	Intracoastal Waterway South	3	24	7.8	1.1 Good	38 Good	4.9 Fair	92% A Ideal



Zone	Salinity Measured in parts per thousand (ppt)		
	Poor	Fair	Good
1 & 4	< 1 or > 15	1 - 2 or 8 - 15	2 - 8
2 & 3	< 10	10 - 15 or > 25	15 - 25
5	< 15	15 - 20	> 20
6	< 20	20 - 25	> 25
7	< 20	20 - 27.5	> 27.5
8, 9, & 10	< 25	25 - 30	> 30

Disclaimer: The data found on this report is collected by citizen scientists who volunteer their time and effort for the FOS FLOWSS program. Although the data is screened, it comes with no warranties regarding the completeness, accuracy or reliability and is intended for educational and outreach use only. This map is not to be used to indicate current bacteria levels, nutrient levels, or the presence of harmful algae blooms. For up to date information on bacteria levels, visit the Florida Health Beaches Program (www.floridahealth.gov/environmental-health/beach-water-quality). For up to date information on nutrients levels, visit ORCA Kilroy (<http://api.kilroydata.org/public/>) or HBOI LOBO (www.irlon.org/?health).