


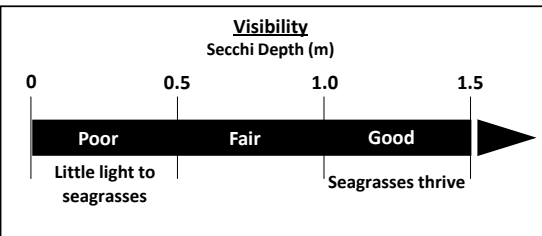
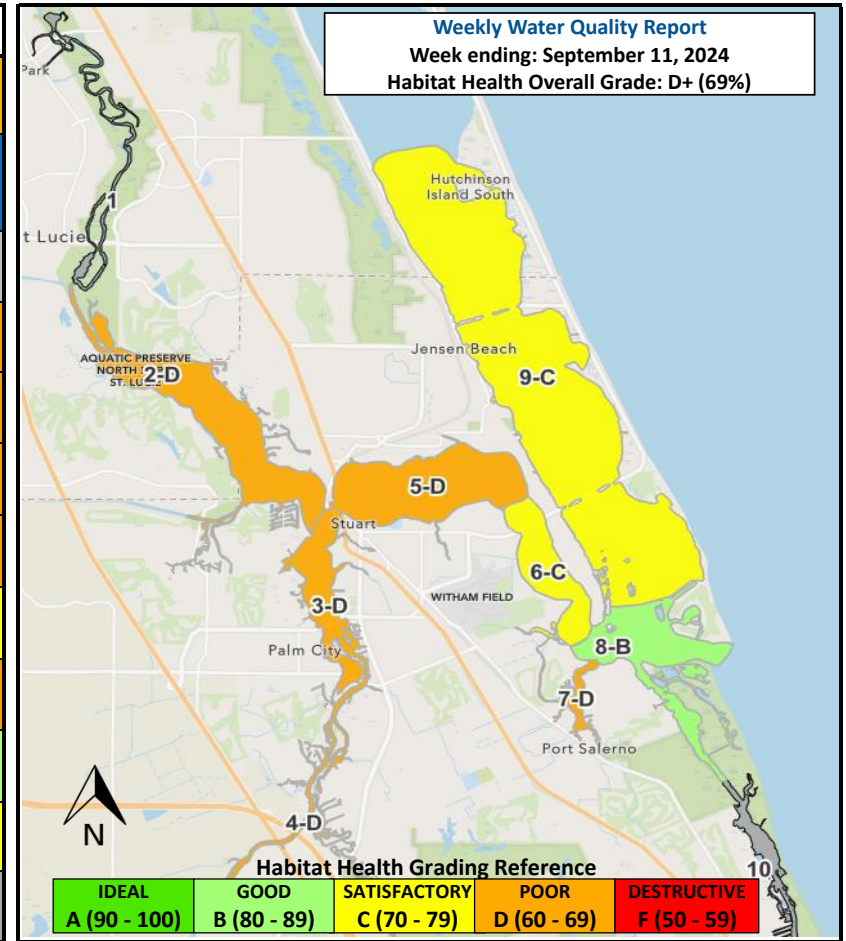
Weekly Water Quality Report

Data on water quality to assess habitat health in the St. Lucie Estuary and southern Indian River Lagoon is collected and provided by volunteers for the Florida Oceanographic Society's Water ecoSystem Surveys (FLOWSS) community science program. For more information, past reports, or to support our water quality monitoring, visit www.floridaocean.org/water-quality



Reporting Week: September 5, 2024 to September 11, 2024

HABITAT HEALTH OVERALL GRADE		SCORE 69%		GRADE D+		STATUS POOR		
Zone	Location	# of Reports	Water Temp. (°C)	pH	Secchi Visibility (m)	Salinity (ppt)	Dissolved Oxygen (mg/L)	Score Grade Status
1	Winding North Fork	0			Data	Not	Available	
2	North Fork	3	29	7.3	0.8 Fair	1.0 Poor	4.6 Fair	61% D Poor
3	South Fork	5	28	7.5	0.5 Fair	0.8 Poor	4.3 Fair	61% D Poor
4	Winding South Fork	1	31	7.2	0.6 Fair	1.0 Fair	2.0 Poor	66% D Poor
5	Wide Middle River	3	31	7.6	0.6 Fair	6.0 Poor	4.1 Fair	61% D Poor
6	Narrow Middle River	3	29	8.1	1.0 Good	13.0 Poor	5.1 Good	77% C Satisfactory
7	Manatee Pocket	4	29	7.6	0.9 Fair	11.0 Poor	5.1 Good	66% D Poor
8	Inlet Area	2	30	8.2	1.3 Good	25.0 Fair	5.1 Good	87% B Good
9	Indian River Lagoon	5	30	8.0	1.0 Fair	28.8 Fair	5.1 Good	76% C Satisfactory
10	Intracoastal Waterway South	0			Data	Not	Available	



Zone	Salinity Measured in parts per thousand (ppt)		
	Poor	Fair	Good
1 & 4	< 10 or > 15	1 - 2 or 8 - 15	2 - 8
2 & 3	< 10	10 - 15 or > 25	15 - 25
5	< 15	15 - 20	> 20
6	< 20	20 - 25	> 25
7	< 20	20 - 27.5	> 27.5
8, 9, & 10	< 25	25 - 30	> 30

Disclaimer: The data found on this report is collected by citizen scientists who volunteer their time and effort for the FOS FLOWSS program. Although the data is screened, it comes with no warranties regarding the completeness, accuracy or reliability and is intended for educational and outreach use only. This map is not to be used to indicate current bacteria levels, nutrient levels, or the presence of harmful algae blooms. For up to date information on bacteria levels, visit the Florida Health Beaches Program (www.floridahealth.gov/environmental-health/beach-water-quality). For up to date information on nutrients levels, visit ORCA Kilroy (<http://api.kilroydata.org/public/>) or HBOI LOBO (www.irlon.org/?health).