

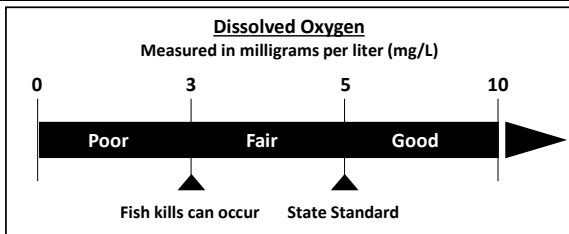

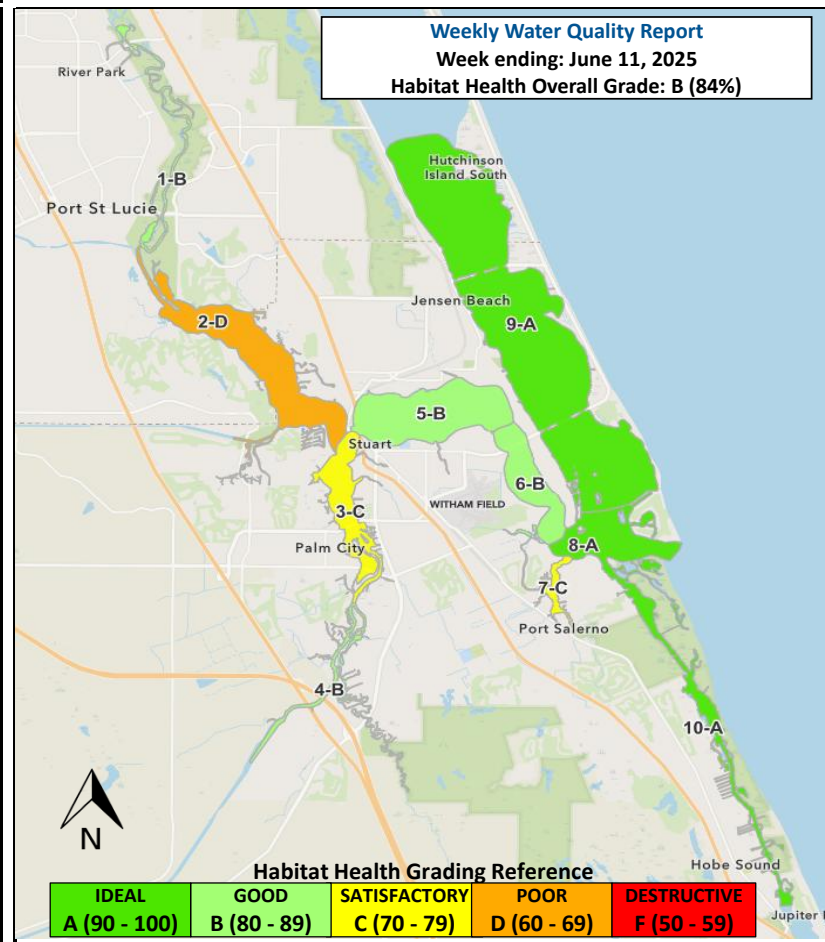
Weekly Water Quality Report

Data on water quality to assess habitat health in the St. Lucie Estuary and southern Indian River Lagoon is collected and provided by volunteers for the Florida Oceanographic Society's Water ecoSystem Surveys (FLOWSS) community science program. For more information, past reports, or to support our water quality monitoring, visit www.floridaocean.org/water-quality



Reporting Week: June 5, 2025 to June 11, 2025

HABITAT HEALTH OVERALL GRADE		SCORE 84%		GRADE B		STATUS GOOD		
Zone	Location	# of Reports	Water Temp. (°C)	pH	Secchi Visibility (m)	Salinity (ppt)	Dissolved Oxygen (mg/L)	Score Grade Status
1	Winding North Fork	1	31	7.8	0.5 Fair	6.0 Good	8.9 Good	87% B Good
2	North Fork	3	30	7.9	1.0 Fair	9.0 Poor	4.9 Fair	61% D Poor
3	South Fork	5	30	7.8	0.6 Fair	13.6 Fair	5.5 Good	76% C Satisfactory
4	Winding South Fork	1	29	7.5	0.9 Fair	3.0 Good	3.1 Fair	81% B Good
5	Wide Middle River	3	30	7.9	0.6 Fair	22.0 Good	4.8 Fair	81% B Good
6	Narrow Middle River	3	26	8.1	1.1 Good	24.3 Fair	6.3 Good	87% B Good
7	Manatee Pocket	3	28	7.5	0.8 Fair	26.7 Fair	5.7 Good	76% C Satisfactory
8	Inlet Area	2	29	8.2	1.2 Good	36.0 Good	4.6 Fair	92% A Ideal
9	Indian River Lagoon	4	29	7.9	1.3 Good	34.8 Good	5.7 Good	97% A Ideal
10	Intracoastal Waterway South	1	26	7.8	2.2 Good	36.0 Good	5.5 Good	97% A Ideal



Salinity
Measured in parts per thousand (ppt)

Zone	Poor	Fair	Good
1 & 4	< 1 or > 15	1 - 2 or 8 - 15	2 - 8
2 & 3	< 10	10 - 15 or > 25	15 - 25
5	< 15	15 - 20	> 20
6	< 20	20 - 25	> 25
7	< 20	20 - 27.5	> 27.5
8, 9, & 10	< 25	25 - 30	> 30

Disclaimer: The data found on this report is collected by citizen scientists who volunteer their time and effort for the FOS FLOWSS program. Although the data is screened, it comes with no warranties regarding the completeness, accuracy or reliability and is intended for educational and outreach use only. This map is not to be used to indicate current bacteria levels, nutrient levels, or the presence of harmful algae blooms. For up to date information on bacteria levels, visit the Florida Health Beaches Program (www.floridahealth.gov/environmental-health/beach-water-quality). For up to date information on nutrients levels, visit ORCA Kilroy (<http://api.kilroydata.org/public/>) or HBOI LOBO (www.ifron.org/?health).