Weekly Water Quality Report

Data on water quality to assess habitat health in the St. Lucie Estuary and southern Indian River Lagoon is collected and provided by volunteers for the Florida Oceanographic Society's Water ecoSystem Surveys (FLOWSS) community science program. For more information, past reports, or to support our water quality monitoring, visit www.floridaocean.org/water-quality

FLOWSS
FLORIDA OCEANOGRAPHIC WATER ECOSYSTEM SURVEYS

Reporting Week: August 4 to August 10 2022

HABITAT HEALTH OVERALL GRADE	SCORE	GRADE	STATUS
	79%	C+	SATISFACTORY

Zone	Location	# of Reports	Water Temp. (°C)	pH	Secchi Visibility (m)	Salinity (ppt)	Dissolved Oxygen (mg/L)	Score	Grade	Status
1	Winding North Fork	2	25	6.8	0.9 Fair	0 Poor	5.2 Fair	66%	D	Poor
2	North Fork	5	31	7.9	0.9 Fair	8 Poor	4.5 Fair	61%	D	Poor
3	South Fork	6	30	7.8	0.6 Fair	13 Fair	4.9 Fair	71%	C	Satisfactory
4	Winding South Fork	5	31	7.7	0.7 Fair	2 Good	4.0 Fair	81%	B	Good
5	Wide Middle River	4	32	7.9	0.5 Fair	18 Fair	5.2 Good	76%	C	Satisfactory
6	Narrow Middle River	1	33	8.0	0.7 Fair	30 Good	4.6 Fair	81%	B	Good
7	Manatee Pocket	1	33	8.2	0.5 Fair	30 Good	2.7 Poor	76%	C	Satisfactory
8	Inlet Area	4	30	8.3	1.4 Good	35 Good	4.3 Fair	92%	A	Ideal
9	Indian River Lagoon	2	29	7.9	1.7 Good	34 Good	4.3 Fair	92%	A	Ideal
10	Intracoastal Waterway South	2	32	8.1	1.1 Good	35 Good	4.3 Fair	92%	A	Ideal

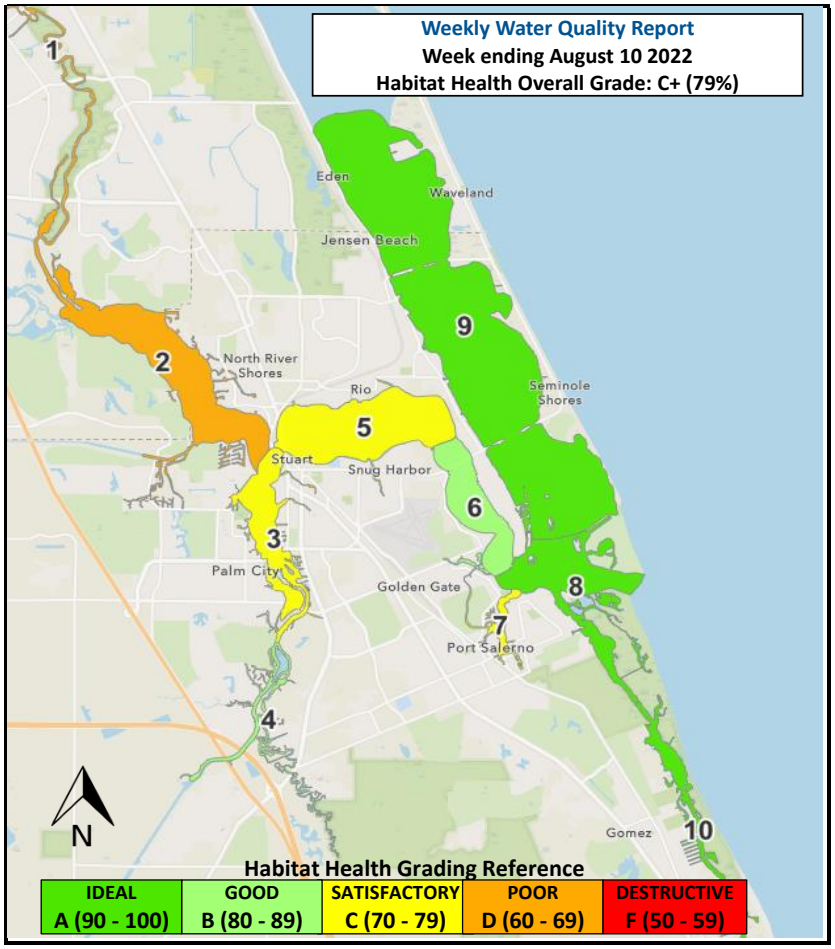





Salinity
Measured in parts per thousand (ppt)

Zone	Poor	Fair	Good
1 & 4	< 1 or > 15	1 - 2 or 8 - 15	2 - 8
2 & 3	< 10	10 – 15 or > 25	15 - 25
5	< 15	15 - 20	> 20
6	< 20	20 - 25	> 25
7	< 20	20 – 27.5	> 27.5
8, 9, & 10	< 25	25 - 30	> 30

Disclaimer: The data found on this report is collected by citizen scientists who volunteer their time and effort for the FOS FLOWSS program. Although the data is screened, it comes with no warranties regarding the completeness, accuracy or reliability and is intended for educational and outreach use only. This map is not to be used to indicate current bacteria levels, nutrient levels, or the presence of harmful algae blooms. For up to date information on bacteria levels, visit the Florida Health Beaches Program (www.floridahealth.gov/environmental-health/beach-water-quality). For up to date information on nutrients levels, visit ORCA Kilroy (http://api.kilroydata.org/public/) or HBOI LOBO (www.irlon.org/?health).