



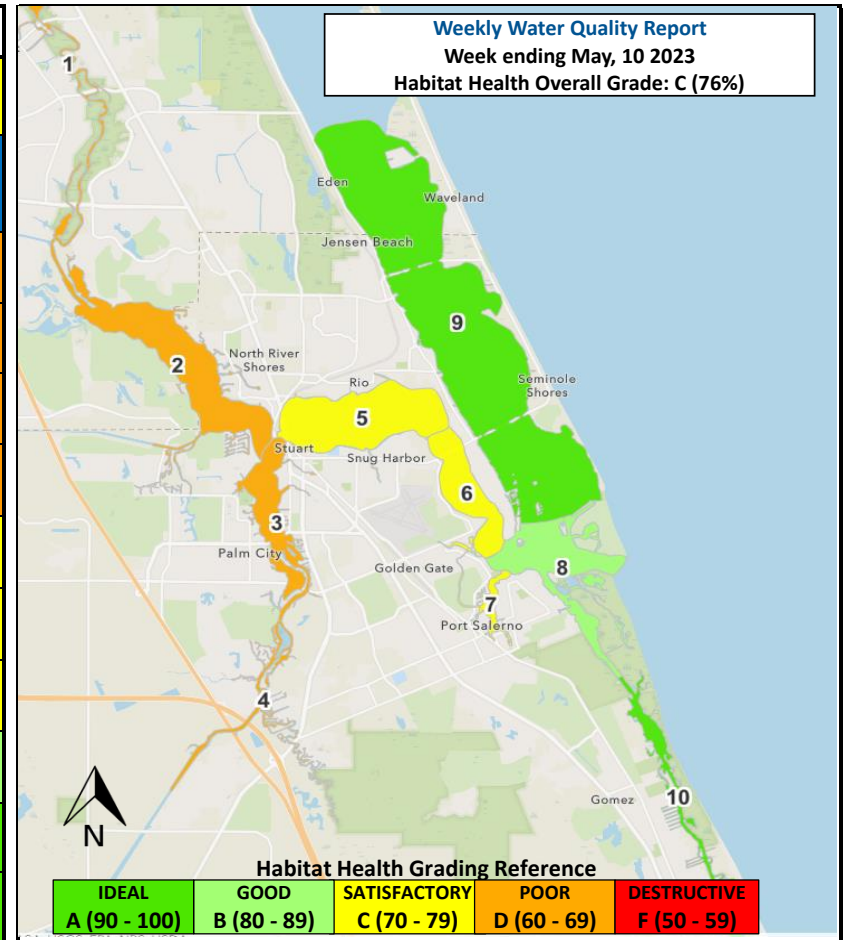
Weekly Water Quality Report

Data on water quality to assess habitat health in the St. Lucie Estuary and southern Indian River Lagoon is collected and provided by volunteers for the Florida Oceanographic Society's Water ecoSystem Surveys (FLOWSS) community science program. For more information, past reports, or to support our water quality monitoring, visit www.floridaocean.org/water-quality



Reporting Week: May, 4 2023 to May, 10 2023

HABITAT HEALTH OVERALL GRADE		SCORE 76%		GRADE C		STATUS SATISFACTORY			
Zone	Location	# of Reports	Water Temp. (°C)	pH	Secchi Visibility (m)	Salinity (ppt)	Dissolved Oxygen (mg/L)	Score	Grade Status
1	Winding North Fork	3	23	7.5	0.7 Fair	0.0 Poor	5.0 Fair	61% Poor	D
2	North Fork	3	28	8.0	1.0 Fair	5.3 Poor	5.5 Good	66% Poor	D
3	South Fork	5	27	7.9	0.6 Fair	7.8 Poor	6.0 Good	66% Poor	D
4	Winding South Fork	4	27	7.7	0.6 Fair	0.3 Poor	5.6 Good	66% Poor	D
5	Wide Middle River	4	27	7.9	0.8 Fair	15.0 Fair	5.4 Good	76% Satisfactory	C
6	Narrow Middle River	3	28	8.1	0.8 Fair	23.7 Fair	6.7 Good	76% Satisfactory	C
7	Manatee Pocket	3	26	8.0	0.8 Fair	21.0 Fair	5.7 Good	76% Satisfactory	C
8	Inlet Area	4	28	8.3	1.0 Fair	33.8 Good	5.7 Good	87% Good	B
9	Indian River Lagoon	6	26	7.9	1.4 Good	31.8 Good	5.6 Good	97% Ideal	A
10	Intracoastal Waterway South	3	27	7.9	1.3 Good	35.0 Good	5.0 Fair	92% Ideal	A



Salinity
Measured in parts per thousand (ppt)

Zone	Poor	Fair	Good
1 & 4	< 1 or > 15	1 - 2 or 8 - 15	2 - 8
2 & 3	< 10	10 - 15 or > 25	15 - 25
5	< 15	15 - 20	> 20
6	< 20	20 - 25	> 25
7	< 20	20 - 27.5	> 27.5
8, 9, & 10	< 25	25 - 30	> 30

Disclaimer: The data found on this report is collected by citizen scientists who volunteer their time and effort for the FOS FLOWSS program. Although the data is screened, it comes with no warranties regarding the completeness, accuracy or reliability and is intended for educational and outreach use only. This map is not to be used to indicate current bacteria levels, nutrient levels, or the presence of harmful algae blooms. For up to date information on bacteria levels, visit the Florida Health Beaches Program (www.floridahealth.gov/environmental-health/beach-water-quality). For up to date information on nutrients levels, visit ORCA Kilroy (<http://api.kilroydata.org/public/>) or HBOI LOBO (www.irion.org/?health).