



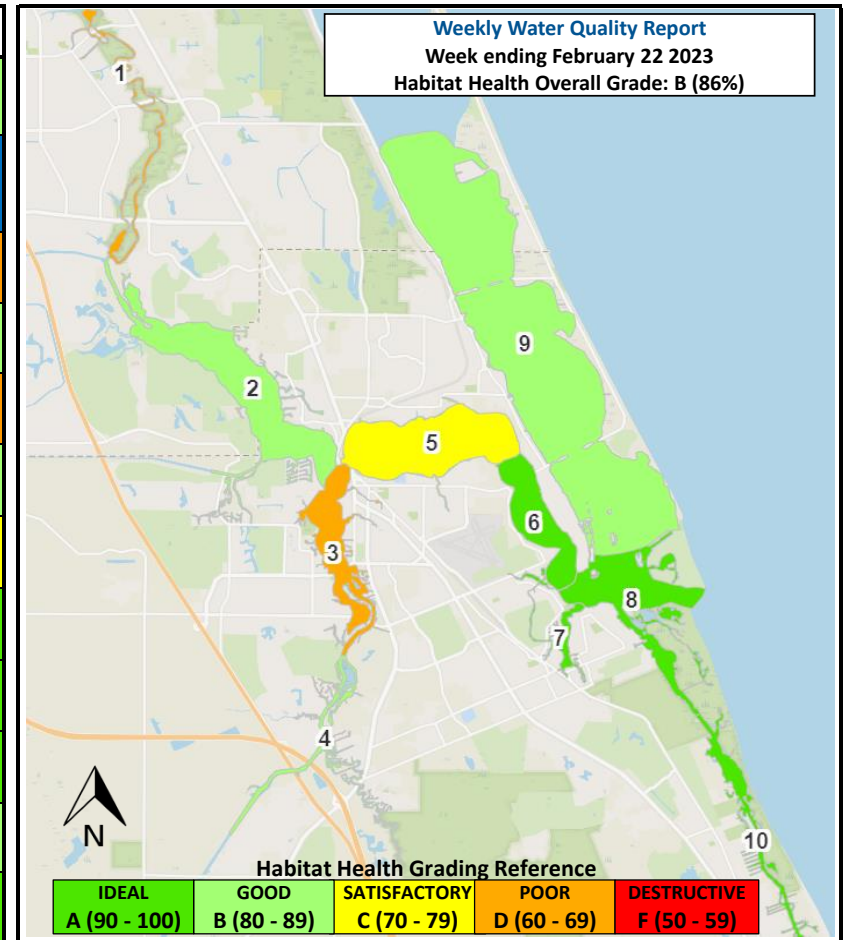
Weekly Water Quality Report

Data on water quality to assess habitat health in the St. Lucie Estuary and southern Indian River Lagoon is collected and provided by volunteers for the Florida Oceanographic Society's Water ecoSystem Surveys (FLOWSS) community science program. For more information, past reports, or to support our water quality monitoring, visit www.floridaocean.org/water-quality



Reporting Week: February 16, 2023 to February 22, 2023

HABITAT HEALTH OVERALL GRADE		SCORE 86%		GRADE B		STATUS GOOD		
Zone	Location	# of Reports	Water Temp. (°C)	pH	Secchi Visibility (m)	Salinity (ppt)	Dissolved Oxygen (mg/L)	Score Grade Status
1	Winding North Fork	3	18	7.5	0.8 Fair	0 Poor	5.6 Fair	66% D Poor
2	North Fork	3	23	7.9	1.1 Good	11 Fair	6.7 Good	87% B Good
3	South Fork	5	22	7.8	0.6 Fair	8 Good	6.0 Good	66% D Poor
4	Winding South Fork	3	24	7.4	0.6 Fair	2 Good	6.1 Good	87% B Good
5	Wide Middle River	5	25	7.9	0.7 Fair	17 Fair	6.0 Good	76% C Satisfactory
6	Narrow Middle River	2	25	8.2	1.0 Good	25 Good	6.9 Good	97% A Ideal
7	Manatee Pocket	3	25	8.0	1.2 Good	28 Good	6.3 Good	97% A Ideal
8	Inlet Area	2	25	8.2	1.1 Good	35 Good	6.7 Good	97% A Ideal
9	Indian River Lagoon	6	24	8.0	1.0 Fair	33 Good	6.3 Good	87% B Good
10	Intracoastal Waterway South	3	24	8.0	1.1 Good	35 Good	5.7 Good	97% A Ideal



Zone	Salinity Measured in parts per thousand (ppt)		
	Poor	Fair	Good
1 & 4	< 1 or > 15	1 - 2 or 8 - 15	2 - 8
2 & 3	< 10	10 - 15 or > 25	15 - 25
5	< 15	15 - 20	> 20
6	< 20	20 - 25	> 25
7	< 20	20 - 27.5	> 27.5
8, 9, & 10	< 25	25 - 30	> 30

Disclaimer: The data found on this report is collected by citizen scientists who volunteer their time and effort for the FOS FLOWSS program. Although the data is screened, it comes with no warranties regarding the completeness, accuracy or reliability and is intended for educational and outreach use only. This map is not to be used to indicate current bacteria levels, nutrient levels, or the presence of harmful algae blooms. For up to date information on bacteria levels, visit the Florida Health Beaches Program (www.floridahealth.gov/environmental-health/beach-water-quality). For up to date information on nutrients levels, visit ORCA Kilroy (<http://api.kilroydata.org/public/>) or HBOI LOBO (www.irion.org/?health).