

Weekly Water Quality Report

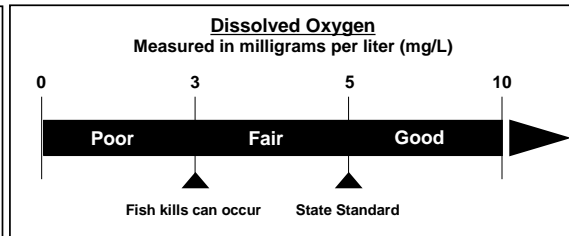
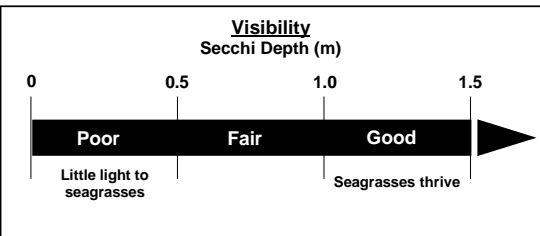
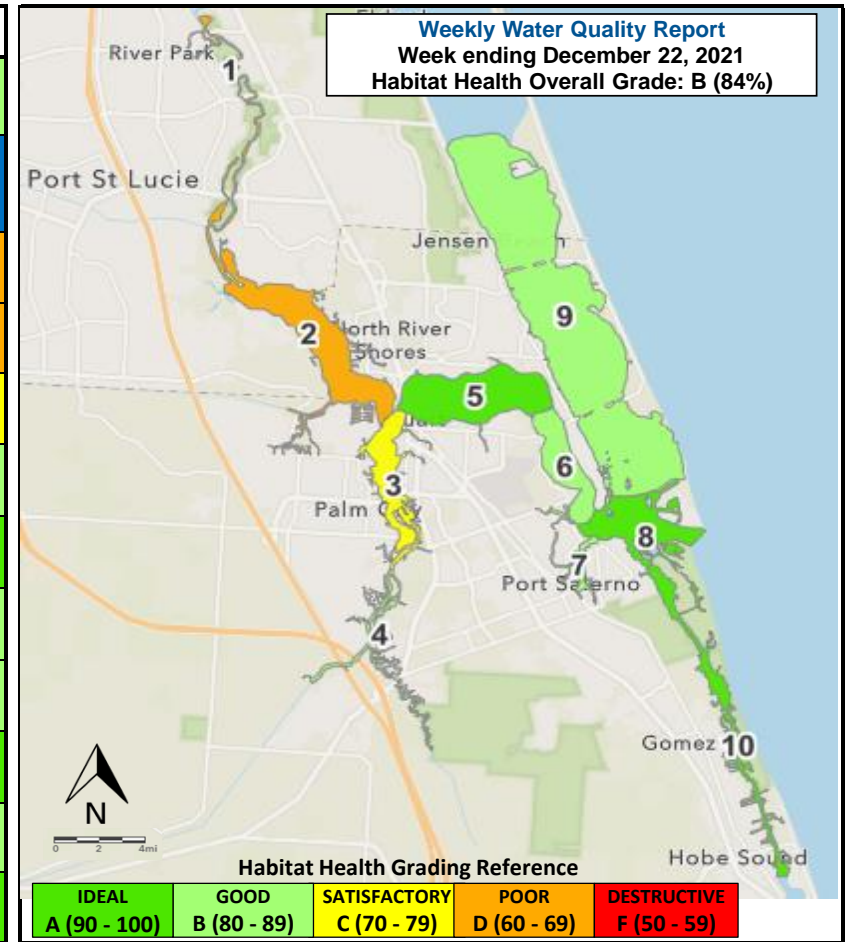
Data on water quality to assess habitat health in the St. Lucie Estuary and southern Indian River Lagoon is collected and provided by the Florida Oceanographic Society's Water Quality Understanding Estuary System Trends (WaterQUEST) program. For more information, past reports, or to support our water quality monitoring, visit www.floridaocean.org/water-quality.



WATERQUEST
WATER QUALITY UNDERSTANDING ESTUARY SYSTEM TRENDS
FLORIDA OCEANOGRAPHIC SOCIETY

Reporting Week: December 16 2021 to December 22 2021

HABITAT HEALTH OVERALL GRADE		SCORE 84%		GRADE B		STATUS GOOD		
Zone	Location	# of Reports	Water Temp. (°C)	pH	Secchi Visibility (m)	Salinity (ppt)	Dissolved Oxygen (mg/L)	Score Grade Status
1	Winding North Fork	4	20	7.5	0.7 Fair	1 Poor	5.3 Good	66% D Poor
2	North Fork	4	23	8.0	0.9 Fair	9 Poor	6.0 Good	66% D Poor
3	South Fork	5	23	7.9	0.8 Fair	9 Fair	6.2 Good	76% C Satisfactory
4	Winding South Fork	4	22	7.6	0.8 Fair	3 Good	4.0 Fair	81% B Good
5	Wide Middle River	2	25	7.9	1.0 Good	20 Good	5.6 Good	97% A Ideal
6	Narrow Middle River	2	26	8.2	1.0 Good	23 Fair	6.7 Good	87% B Good
7	Manatee Pocket	3	23	7.6	1.4 Good	26 Fair	4.8 Fair	81% B Good
8	Inlet Area	4	24	8.3	1.3 Good	34 Good	5.4 Good	97% A Ideal
9	Indian River Lagoon	7	24	8.1	0.9 Fair	33 Good	5.8 Good	87% B Good
10	Intracoastal Waterway South	3	24	7.8	1.5 Good	32 Good	5.2 Good	97% A Ideal



Salinity
Measured in parts per thousand (ppt)

Zone	Poor	Fair	Good
1 & 4	< 1 or > 15	1 - 2 or 8 - 15	2 - 8
2 & 3	< 10	10 - 15 or > 25	15 - 25
5	< 15	15 - 20	> 20
6	< 20	20 - 25	> 25
7	< 20	20 - 27.5	> 27.5
8, 9, & 10	< 25	25 - 30	> 30

Disclaimer: The data above indicates changes in water quality parameters to evaluate habitat health. This map is not to be used to indicate current bacteria levels, nutrient levels, or the presence of harmful algae blooms. For up to date information on bacteria levels, visit the Florida Health Beaches Program (<http://www.floridahealth.gov/environmental-health/beach-water-quality/>). For up to date information on nutrients levels, visit ORCA Kilroy (<http://api.kilroydata.org/public/>) or HBOI LOBO (<http://fau.loboviz.com/>). For up to date information about algae blooms, visit the Florida DEP's algae bloom dashboard (<https://floridadep.gov/algabloom/>).