

Weekly Water Quality Report



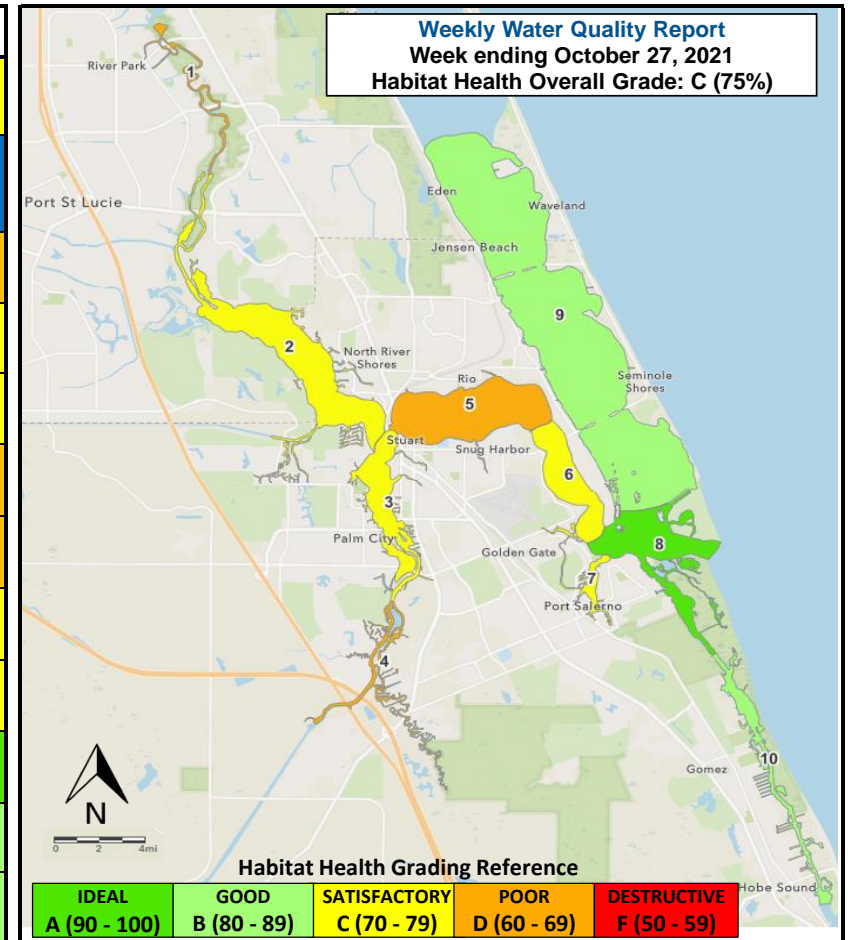
Data on water quality to assess habitat health in the St. Lucie Estuary and southern Indian River Lagoon is collected and provided by the Florida Oceanographic Society's Water Quality Understanding Estuary System Trends (WaterQUEST) program. For more information, past reports, or to support our water quality monitoring, visit www.floridaocean.org/water-quality.



WaterQUEST
WATER QUALITY UNDERSTANDING ESTUARY SYSTEM TRENDS
FLORIDA OCEANOGRAPHIC SOCIETY

Reporting Week: October 21 2021 to October 27 2021

HABITAT HEALTH OVERALL GRADE		SCORE 75%		GRADE C		STATUS SATISFACTORY			
Zone	Location	# of Reports	Water Temp. (°C)	pH	Secchi Visibility (m)	Salinity (ppt)	Dissolved Oxygen (mg/L)	Score	Grade Status
1	Winding North Fork	1	22	7.4	0.8 Fair	0 Poor	5.0 Good	66% Poor	D
2	North Fork	3	27	8.0	1.0 Good	5 Poor	5.2 Good	77% Satisfactory	C
3	South Fork	4	26	7.6	0.6 Fair	2 Fair	3.9 Fair	71% Satisfactory	C
4	Winding South Fork	3	27	7.5	0.6 Fair	0 Poor	3.8 Fair	61% Poor	D
5	Wide Middle River	3	27	7.7	0.8 Fair	12 Poor	5.0 Fair	61% Poor	D
6	Narrow Middle River	3	27	7.8	1.1 Good	20 Poor	5.0 Good	77% Satisfactory	C
7	Manatee Pocket	4	27	7.7	1.1 Good	13 Poor	4.7 Fair	71% Satisfactory	C
8	Inlet Area	3	27	8.3	1.5 Good	32 Good	5.3 Good	97% Ideal	A
9	Indian River Lagoon	3	27	8.0	1.6 Good	29 Fair	6.2 Good	87% Good	B
10	Intracoastal Waterway South	2	28	7.8	1.7 Good	29 Fair	3.6 Fair	81% Good	B



Salinity
Measured in parts per thousand (ppt)

Zone	Poor	Fair	Good
1 & 4	< 1 or > 15	1 - 2 or 8 - 15	2 - 8
2 & 3	< 10	10 - 15 or > 25	15 - 25
5	< 15	15 - 20	> 20
6	< 20	20 - 25	> 25
7	< 20	20 - 27.5	> 27.5
8, 9, & 10	< 25	25 - 30	> 30

Disclaimer: The data above indicates changes in water quality parameters to evaluate habitat health. This map is not to be used to indicate current bacteria levels, nutrient levels, or the presence of harmful algae blooms. For up to date information on bacteria levels, visit the Florida Health Beaches Program (<http://www.floridahealth.gov/environmental-health/beach-water-quality/>). For up to date information on nutrients levels, visit ORCA Kilroy (<http://api.kilroydata.org/public/>) or HBOI LOBO (<http://fau.loboviz.com/>). For up to date information about algae blooms, visit the Florida DEP's algae bloom dashboard (<https://floridadep.gov/algabloom/>).