

Weekly Water Quality Report

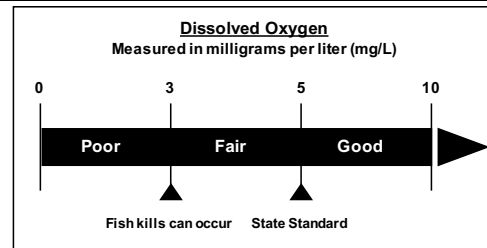
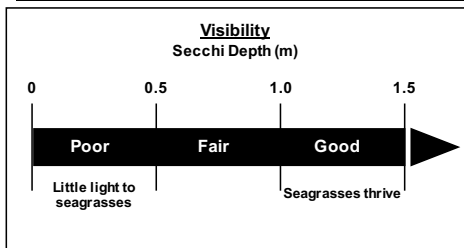
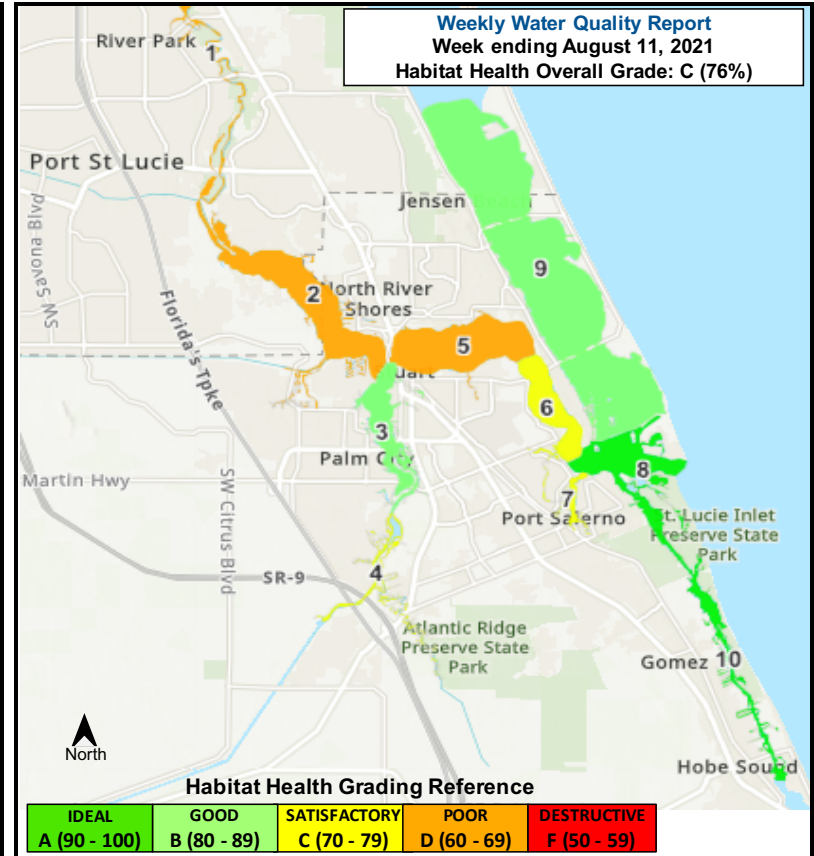
Data on water quality to assess habitat health in the St. Lucie Estuary and southern Indian River Lagoon is collected and provided by the Florida Oceanographic Society's Water Quality Understanding Estuary System Trends (WaterQUEST) program. For more information, past reports, or to support our water quality monitoring, visit www.floridaocean.org/water-quality.



WATERQUEST
WATER QUALITY UNDERSTANDING ESTUARY SYSTEM TRENDS
FLORIDA OCEANOGRAPHIC SOCIETY

Reporting Week: August 5 2021 to August 11 2021

HABITAT HEALTH OVERALL GRADE		SCORE 76%		GRADE C		STATUS SATISFACTORY		
Zone	Location	# of Reports	Water Temp. (°C)	pH	Secchi Visibility (m)	Salinity (ppt)	Dissolved Oxygen (mg/L)	Score Grade Status
1	Winding North Fork	2	26	7.5	0.6 Fair	0 Poor	4.3 Fair	61% D Poor
2	North Fork	3	30	7.8	0.8 Fair	1 Poor	4.1 Fair	61% D Poor
3	South Fork	5	29	7.6	0.6 Fair	4 Good	4.1 Fair	81% B Good
4	Winding South Fork	3	30	7.9	0.7 Fair	1 Fair	3.9 Fair	71% C Satisfactory
5	Wide Middle River	3	30	7.7	0.8 Fair	9 Poor	4.1 Fair	61% D Poor
6	Narrow Middle River	2	29	8.0	1.1 Good	17 Poor	5.7 Good	77% C Satisfactory
7	Manatee Pocket	4	31	7.7	1.1 Good	19 Poor	5.0 Fair	71% C Satisfactory
8	Inlet Area	2	31	8.2	1.4 Good	31 Good	5.5 Good	97% A Ideal
9	Indian River Lagoon	6	29	8.1	2.1 Good	29 Fair	5.3 Good	87% B Good
10	Intracoastal Waterway South	2	32	7.8	1.4 Good	34 Good	4.4 Fair	92% A Ideal



Salinity
Measured in parts per thousand (ppt)

Zone	Poor	Fair	Good
1 & 4	< 1 or > 15	1 - 2 or 8 - 15	2 - 8
2 & 3	< 10	10 - 15 or > 25	15 - 25
5	< 15	15 - 20	> 20
6	< 20	20 - 25	> 25
7	< 20	20 - 27.5	> 27.5
8, 9, & 10	< 25	25 - 30	> 30

Disclaimer: The data above indicates changes in water quality parameters to evaluate habitat health. This map is not to be used to indicate current bacteria levels, nutrient levels, or the presence of harmful algae blooms. For up to date information on bacteria levels, visit the Florida Health Beaches Program (<http://www.floridahealth.gov/environmental-health/beach-water-quality/>). For up to date information on nutrients levels, visit ORCA Kilroy (<http://api.kilroydata.org/public/>) or HBOI LOBO (<http://fau.loboviz.com/>). For up to date information about algae blooms, visit the Florida DEP's algae bloom dashboard (<https://floridadep.gov/algabloom/>).