

Florida Oceanographic Society Weekly Water Quality Report

Data on water quality to assess habitat health in the St. Lucie Estuary and southern Indian River Lagoon is collected and provided by the Florida Oceanographic Society's Water Quality Understanding Estuary System Trends (WaterQUEST) program. For more information, past reports or to support our water quality monitoring visit www.floridaocean.org/water-quality



Reporting Week 2/4/2021 to 2/10/2021

Posted: 2/11/2021

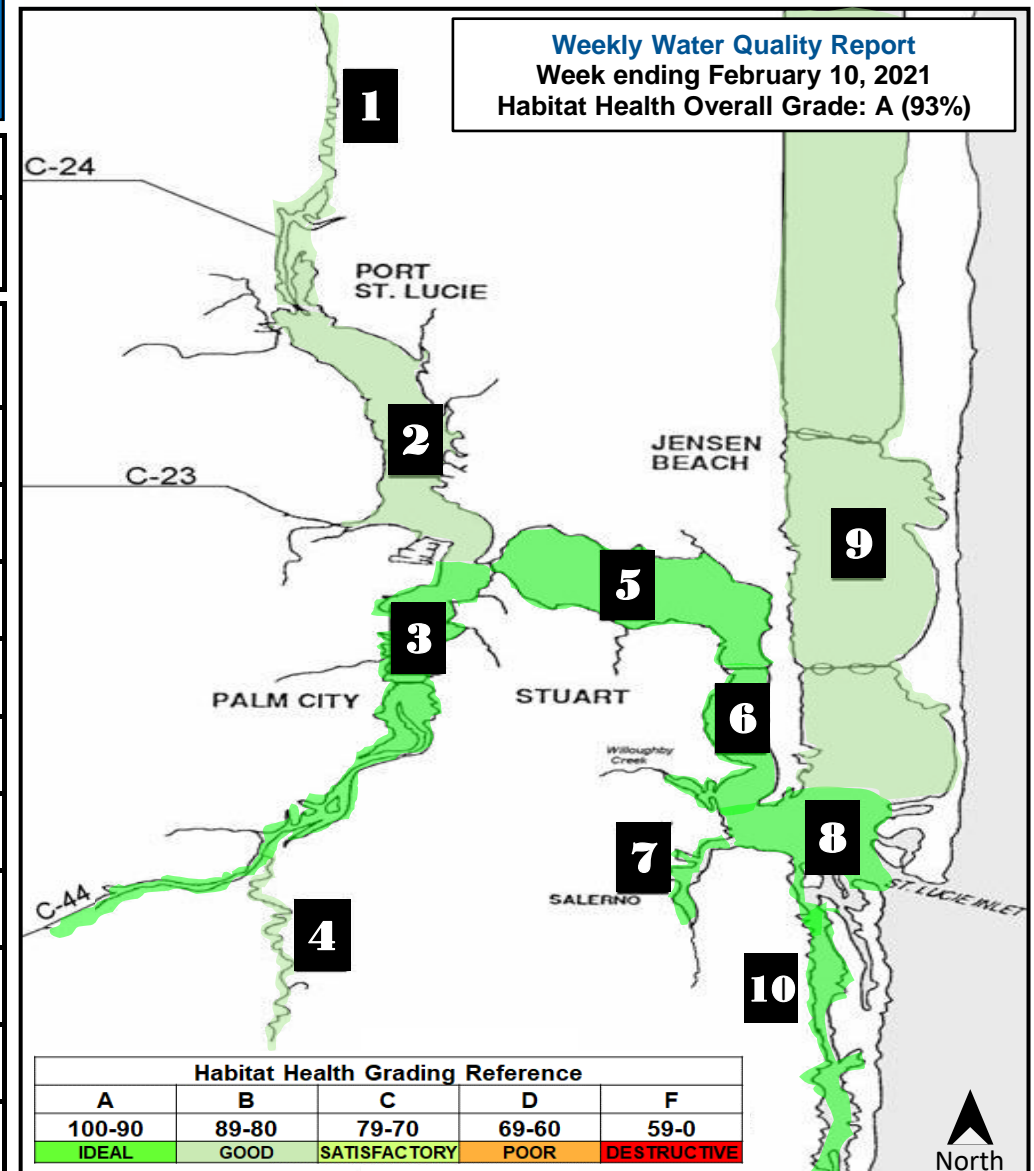
Habitat Health
Overall Grade:

93%

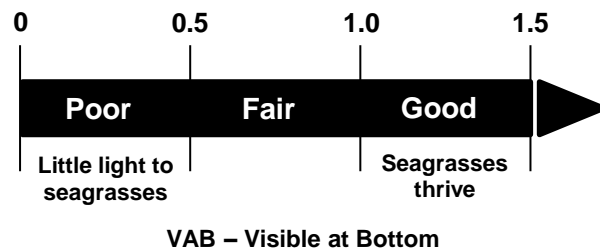
A

IDEAL

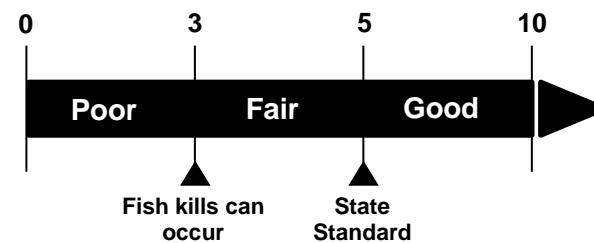
Zone	Location	# of Reports	Water Temp. (°F)	pH	Visibility (Secchi) Meters	Salinity (ppt)	Dissolved Oxygen (mg/L)	Score	Grade
1	Winding North Fork	3	67	7.6	0.9 Fair	7 Good	6.1 Good	87% Good	B
2	North Fork	3	69	8.2	0.9 Fair	19 Good	6.7 Good	87% Good	B
3	South Fork	4	70	8.0	1.0 Good	18 Good	7.0 Good	97% Ideal	A
4	Winding South Fork	2	72	7.8	0.8 Fair	3 Good	6.2 Good	87% Good	B
5	Wide Middle River	4	71	8.0	1.0 Good	24 Good	6.4 Good	97% Ideal	A
6	Narrow Middle River	2	73	7.9	1.4 Good	26 Good	7.1 Good	97% Ideal	A
7	Manatee Pocket	2	73	7.8	1.2 Good	29 Good	7.6 Good	97% Ideal	A
8	Inlet Area	2	76	8.3	1.0 Good	31 Good	6.7 Good	97% Ideal	A
9	Indian River Lagoon	4	68	8.0	0.9 Fair	34 Good	6.5 Good	87% Good	B
10	Intracoastal Waterway South	1	75	7.8	1.0 Good	35 Good	5.5 Good	97% Ideal	A



Visibility Secchi Depth (m)



Dissolved Oxygen Measured in milligrams per liter (mg/L)



Salinity Measured in parts per thousand (ppt)

Zone	Poor	Fair	Good
1 & 4	< 1 or > 15	1 - 2 or 8 - 15	2 - 8
2 & 3	< 10	10 - 15 or > 25	15 - 25
5	< 15	15 - 20	> 20
6	< 20	20 - 25	> 25
7	< 20	20 - 27.5	> 27.5
8, 9, & 10	< 25	25 - 30	> 30

Disclaimer: The data above indicates changes in water quality parameters to evaluate habitat health. This map is not to be used to indicate current bacteria levels, nutrient levels, or the presence of harmful algae blooms. For up to date information on bacteria levels, visit the Florida Health Beaches Program (<http://www.floridahealth.gov/environmental-health/beach-water-quality/>). For up to date information on nutrients levels, visit ORCA Kilroy (<http://api.kilroydata.org/public/>) or HBOI LOBO (<http://fau.loboviz.com/>). For up to date information about algae blooms, visit the Florida DEP's algae bloom dashboard (<https://floridadep.gov/algabloom/>).