



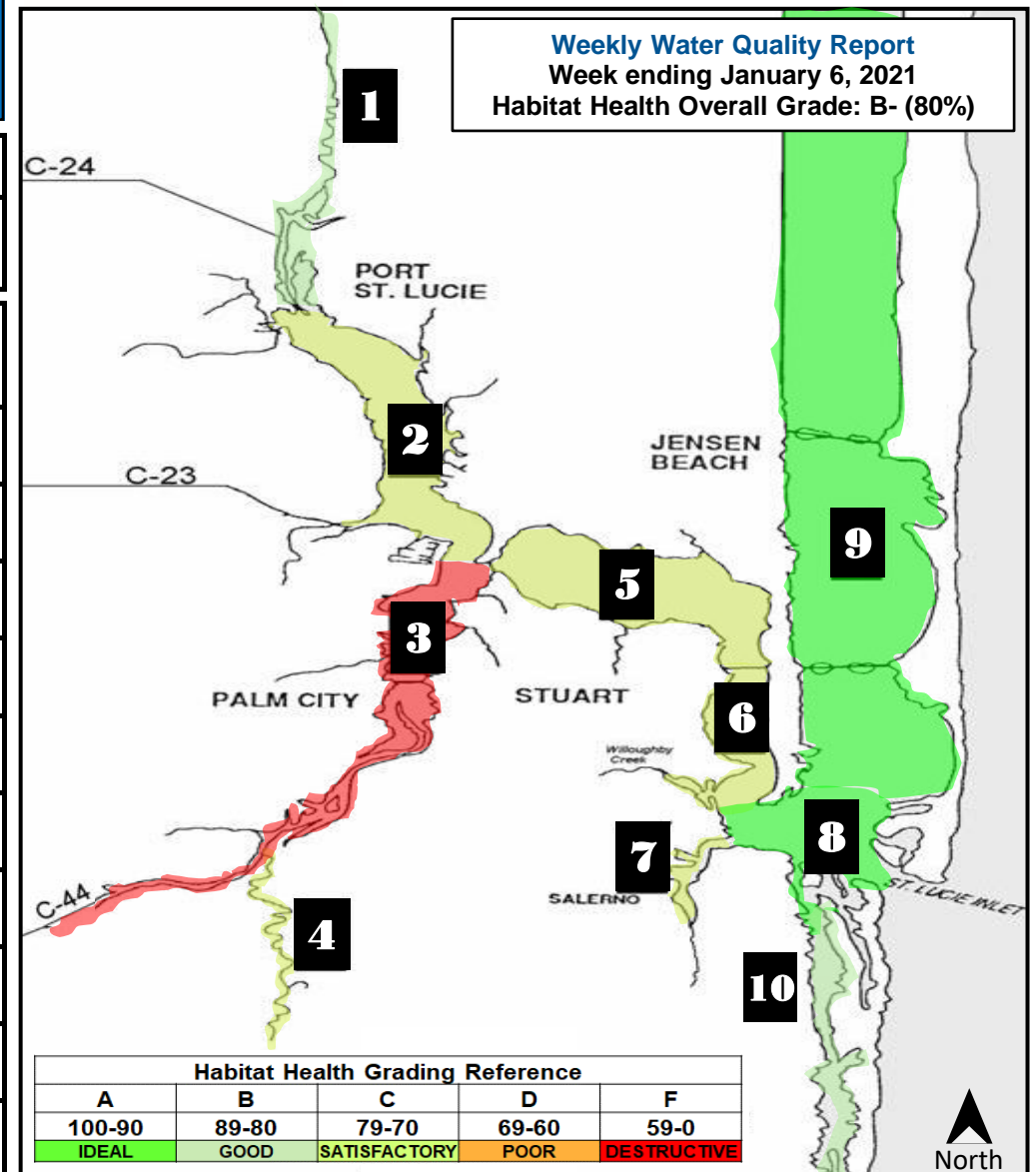
Florida Oceanographic Society Weekly Water Quality Report

Data on water quality to assess habitat health in the St. Lucie Estuary and southern Indian River Lagoon is collected and provided by the Florida Oceanographic Society's Water Quality Understanding Estuary System Trends (WaterQUEST) program. For more information, past reports or to support our water quality monitoring visit www.floridaocean.org/water-quality



Reporting Week 1/30/20 to 1/6/2021	Posted: 1/7/2021
Habitat Health Overall Grade: 80%	B-
GOOD	

Zone	Location	# of Reports	Water Temp. (°F)	pH	Visibility (Secchi) Meters	Salinity (ppt)	Dissolved Oxygen (mg/L)	Score	Grade	Status
1	Winding North Fork	3	64	7.4	0.7 Fair	4 Good	5.7 Good	87%	B	Good
2	North Fork	2	68	8.1	1.0 Good	5 Poor	6.0 Good	77%	C	Satisfactory
3	South Fork	5	68	7.6	0.3 Poor	1 Poor	6.8 Good	56%	F	Destructive
4	Winding South Fork	2	71	7.6	0.7 Fair	1 Fair	4.1 Fair	71%	C	Satisfactory
5	Wide Middle River	3	70	8.0	3.3 Good	8 Poor	6.8 Good	77%	C	Satisfactory
6	Narrow Middle River	2	66	8.1	1.0 Good	16 Poor	7.6 Good	77%	C	Satisfactory
7	Manatee Pocket	2	66	8.0	1.0 Fair	20 Fair	9.2 Good	76%	C	Satisfactory
8	Inlet Area	3	70	8.4	1.4 Good	31 Good	7.6 Good	97%	A	Ideal
9	Indian River Lagoon	3	64	7.9	1.4 Good	33 Good	6.8 Good	97%	A	Ideal
10	Intracoastal Waterway South	1	68	7.8	1.4 Good	25 Fair	6.2 Good	87%	B	Good



Zone	Poor	Fair	Good
1 & 4	< 1 or > 15	1 - 2 or 8 - 15	2 - 8
2 & 3	< 10	10 - 15 or > 25	15 - 25
5	< 15	15 - 20	> 20
6	< 20	20 - 25	> 25
7	< 20	20 - 27.5	> 27.5
8, 9, & 10	< 25	25 - 30	> 30

Disclaimer: The data above indicates changes in water quality parameters to evaluate habitat health. This map is not to be used to indicate current bacteria levels, nutrient levels, or the presence of harmful algae blooms. For up to date information on bacteria levels, visit the Florida Health Beaches Program (<http://www.floridahealth.gov/environmental-health/beach-water-quality/>). For up to date information on nutrients levels, visit ORCA Kilroy (<http://api.kilroydata.org/public/>) or HBOI LOBO (<http://fau.loboviz.com/>). For up to date information about algae blooms, visit the Florida DEP's algae bloom dashboard (<https://floridadep.gov/algabloom>).