

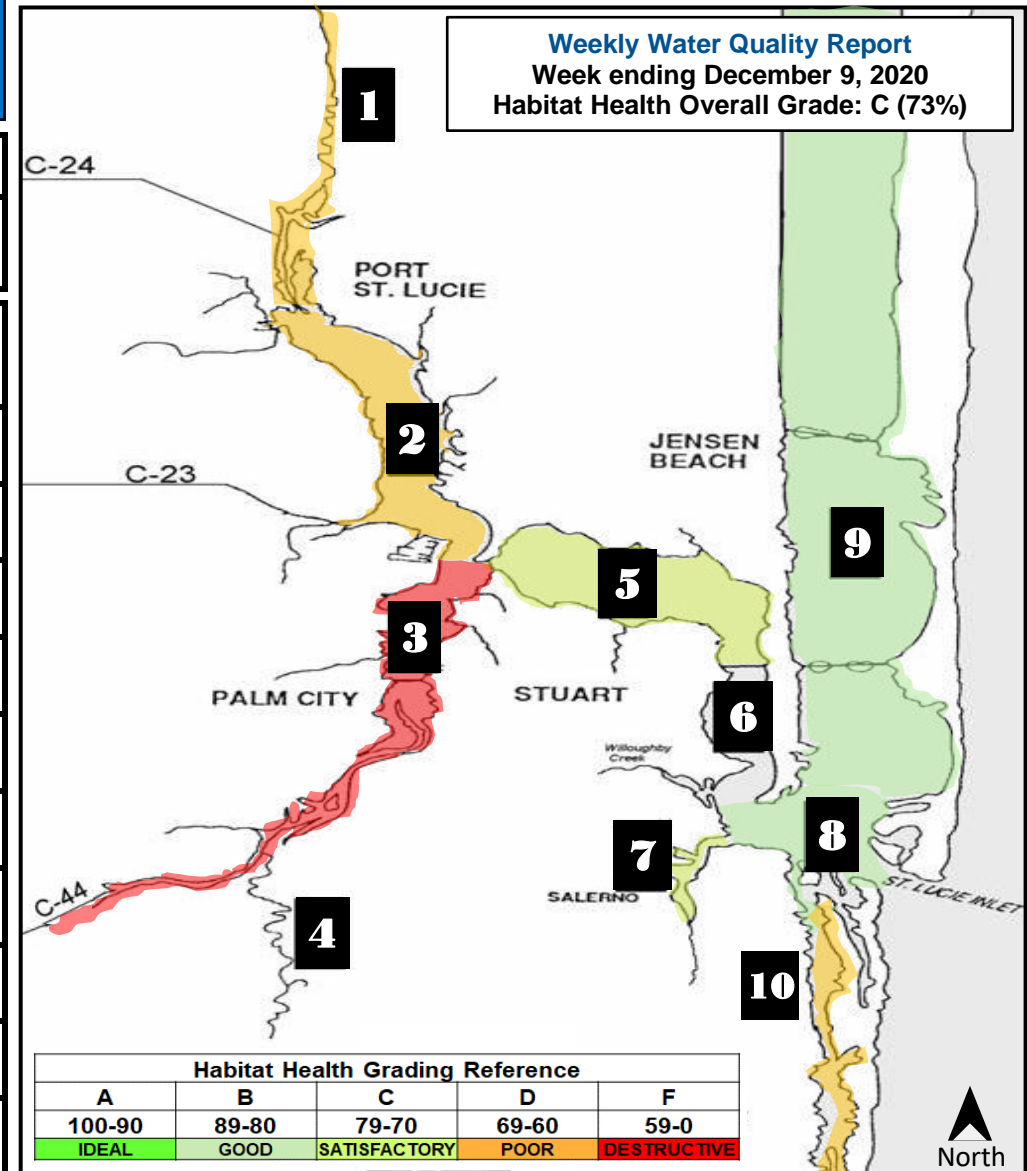
# Florida Oceanographic Society Weekly Water Quality Report

Data on water quality to assess habitat health in the St. Lucie Estuary and southern Indian River Lagoon is collected and provided by the Florida Oceanographic Society's Water Quality Understanding Estuary System Trends (WaterQUEST) program. For more information, past reports or to support our water quality monitoring visit [www.floridaocean.org/water-quality](http://www.floridaocean.org/water-quality)

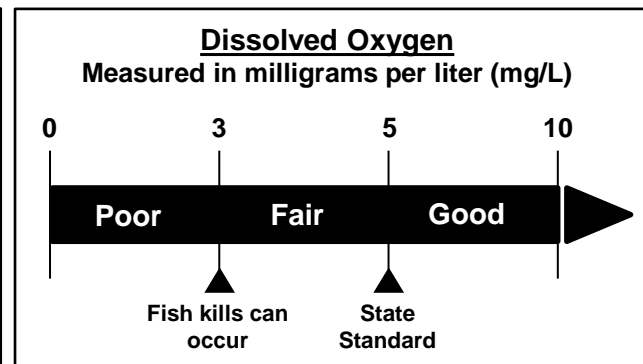
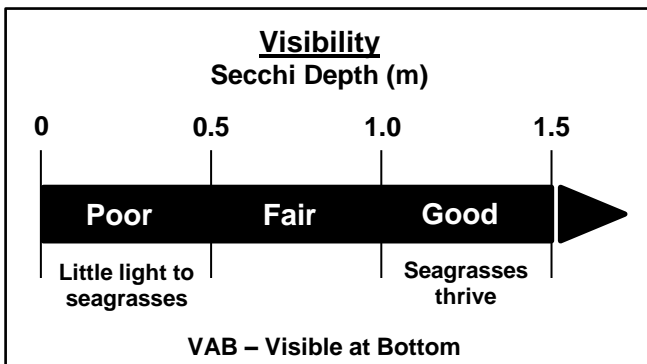


Reporting Week 12/3/20 to 12/9/2020		Posted: 12/10/2020	
Habitat Health Overall Grade:	<b>73%</b>	<b>C</b>	<b>SATISFACTORY</b>

Zone	Location	# of Reports	Water Temp. (°F)	pH	Visibility (Secchi) Meters	Salinity (ppt)	Dissolved Oxygen (mg/L)	Score	Grade	Status
1	Winding North Fork	3	64	7.6	0.7 Fair	1 Poor	5.2 Good	66%	D	Poor
2	North Fork	1	66	7.5	0.8 Fair	2 Poor	5.9 Good	66%	D	Poor
3	South Fork	5	66	7.5	0.3 Poor	1 Poor	6.5 Good	56%	F	Destructive
4	Winding South Fork	0			Data	Not	Available			
5	Wide Middle River	3	69	7.7	1.5 Good	9 Poor	6.7 Good	77%	C	Satisfactory
6	Narrow Middle River	0			Data	Not	Available			
7	Manatee Pocket	2	73	7.5	1.2 Good	13 Poor	7.8 Good	77%	C	Satisfactory
8	Inlet Area	2	71	8.3	1.7 Good	30 Fair	6.6 Good	87%	B	Good
9	Indian River Lagoon	2	64	8.2	1.1 Good	26 Fair	7.1 Good	87%	B	Good
10	Intracoastal Waterway South	1	68	7.8	0.8 Fair	24 Poor	5.1 Good	66%	D	Poor



A	B	C	D	F
100-90	89-80	79-70	69-60	59-0
IDEAL	GOOD	SATISFACTORY	POOR	DESTRUCTIVE



Zone	Poor	Fair	Good
1 & 4	< 1 or > 15	1 - 2 or 8 - 15	2 - 8
2 & 3	< 10	10 - 15 or > 25	15 - 25
5	< 15	15 - 20	> 20
6	< 20	20 - 25	> 25
7	< 20	20 - 27.5	> 27.5
8, 9, & 10	< 25	25 - 30	> 30

Disclaimer: The data above indicates changes in water quality parameters to evaluate habitat health. This map is not to be used to indicate current bacteria levels, nutrient levels, or the presence of harmful algae blooms. For up to date information on bacteria levels, visit the Florida Health Beaches Program (<http://www.floridahealth.gov/environmental-health/beach-water-quality/>). For up to date information on nutrients levels, visit ORCA Kilroy (<http://api.kilroydata.org/public/>) or HBOI LOBO (<http://fau.loboviz.com/>). For up to date information about algae blooms, visit the Florida DEP's algae bloom dashboard (<https://floridadep.gov/algalbloom>).