

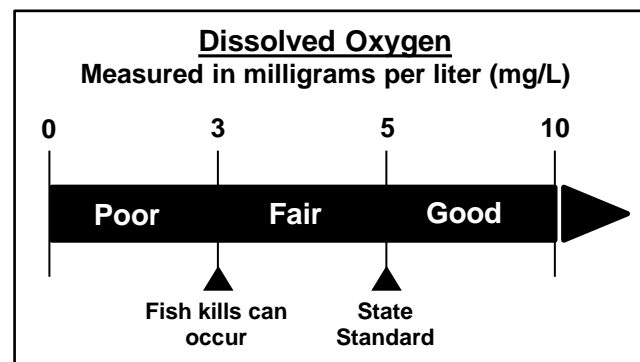
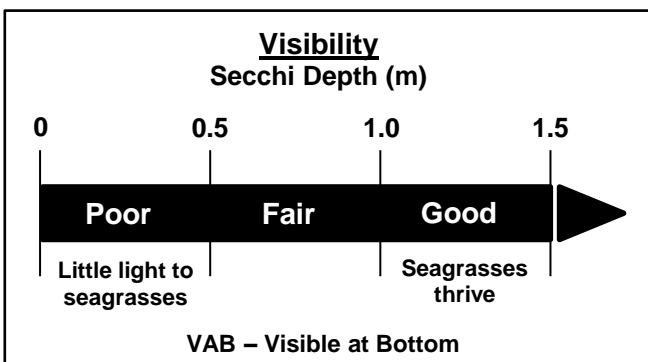
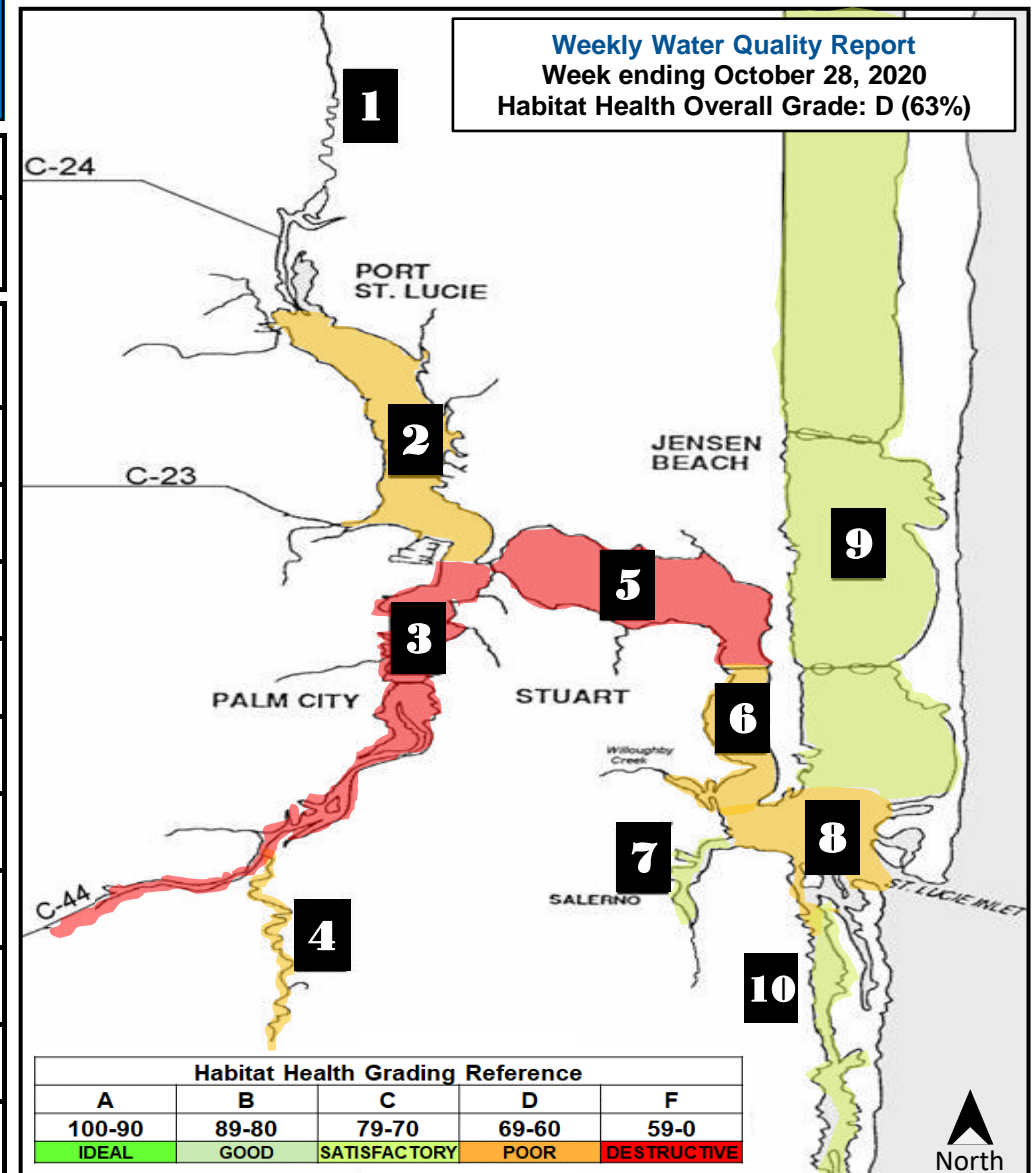
# Florida Oceanographic Society Weekly Water Quality Report

Data on water quality to assess habitat health in the St. Lucie Estuary and southern Indian River Lagoon is collected and provided by the Florida Oceanographic Society's Water Quality Understanding Estuary System Trends (WaterQUEST) program. For more information, past reports or to support our water quality monitoring visit [www.floridaocean.org/water-quality](http://www.floridaocean.org/water-quality)



Reporting Week 10/22/20 to 10/28/2020		Posted: 10/29/2020	
Habitat Health Overall Grade:	63%	D	POOR

Zone	Location	# of Reports	Water Temp. (°F)	pH	Visibility (Secchi) Meters	Salinity (ppt)	Dissolved Oxygen (mg/L)	Score	Grade	Status
1	Winding North Fork	0			Data	Not	Available			
2	North Fork	2	81	7.4	0.8 Fair	0 Poor	3.7 Fair	61%	D	Poor
3	South Fork	3	81	7.3	0.4 Poor	0 Poor	3.3 Fair	51%	F	Destructive
4	Winding South Fork	2	81	7.0	0.5 Fair	0 Poor	3.3 Fair	61%	D	Poor
5	Wide Middle River	3	81	7.4	0.3 Poor	0 Poor	4.6 Fair	51%	F	Destructive
6	Narrow Middle River	1	82	7.8	0.8 Fair	0 Poor	4.4 Fair	61%	D	Poor
7	Manatee Pocket	2	78	7.2	1.0 Good	4 Poor	6.6 Good	77%	C	Satisfactory
8	Inlet Area	4	82	7.9	0.8 Fair	15 Poor	5.2 Good	66%	D	Poor
9	Indian River Lagoon	4	81	8.1	1.1 Good	24 Poor	4.9 Fair	71%	C	Satisfactory
10	Intracoastal Waterway South	2	82	7.7	1.1 Good	23 Poor	3.8 Fair	71%	C	Satisfactory



**Salinity**  
Measured in parts per thousand (ppt)

Zone	Poor	Fair	Good
1 & 4	< 1 or > 15	1 - 2 or 8 - 15	2 - 8
2 & 3	< 10	10 - 15 or > 25	15 - 25
5	< 15	15 - 20	> 20
6	< 20	20 - 25	> 25
7	< 20	20 - 27.5	> 27.5
8, 9, & 10	< 25	25 - 30	> 30

Disclaimer: The data above indicates changes in water quality parameters to evaluate habitat health. This map is not to be used to indicate current bacteria levels, nutrient levels, or the presence of harmful algae blooms. For up to date information on bacteria levels, visit the Florida Health Beaches Program (<http://www.floridahealth.gov/environmental-health/beach-water-quality/>). For up to date information on nutrients levels, visit ORCA Kilroy (<http://api.kilroydata.org/public/>) or HBOI LOBO (<http://fau.loboviz.com/>). For up to date information about algae blooms, visit the Florida DEP's algae bloom dashboard (<https://floridadep.gov/algabloom>).