

# St. Lucie River Estuary Water Quality Report

This information is provided by the Florida Oceanographic Society with support of the Marine Resources Council. It is collected by the Citizen Volunteer Water Quality Monitoring Network.

For historical data go to our website at: <http://www.floridaocean.org>

For sample results related to bacteria levels go to:

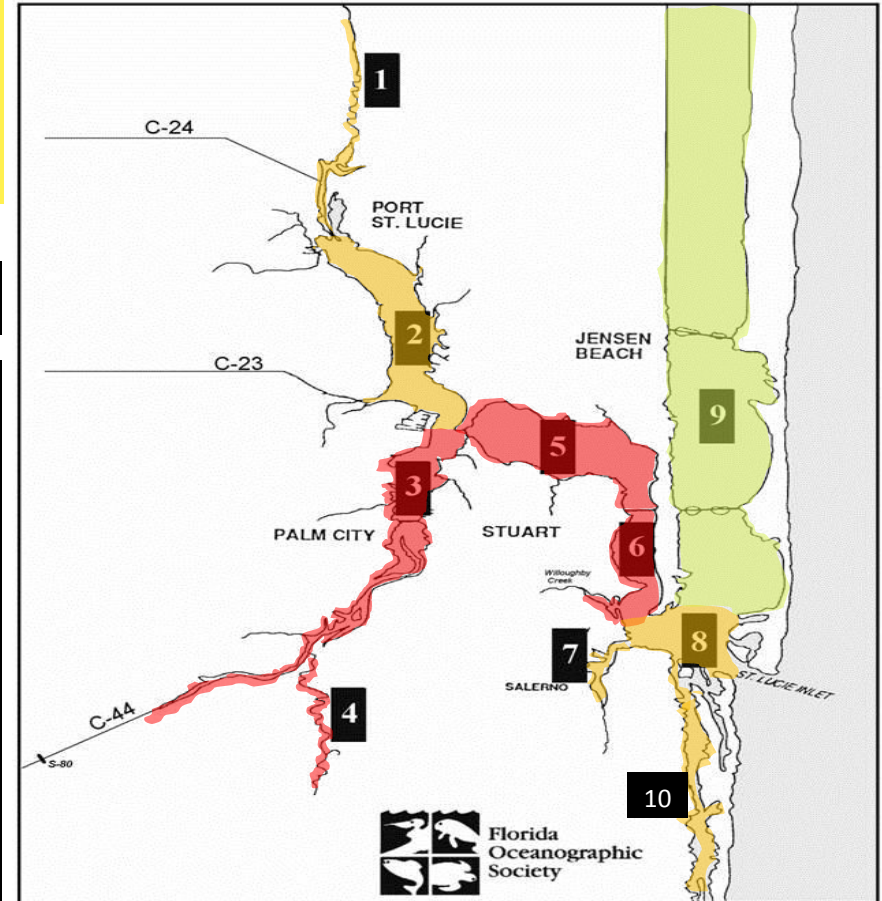
<http://martin.floridahealth.gov/programs-and-services/> and click on the Environmental Health link.

Posted:

**06/11/2020**


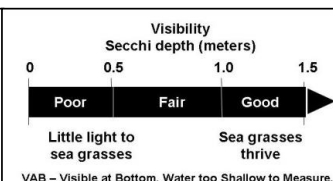

Overall Grade:	<b>60%</b>	<b>D-</b>	<b>DESTRUCTIVE</b>
----------------	------------	-----------	--------------------

Zone and Location	Water Temp. (°F)	pH	Visibility (Secchi) Meters	Salinity (ppt)	Dissolved Oxygen (mg/L)	Location Score	Grade
1. Winding North Fork	82	7.0	0.6 Fair	0 Poor	4.2 Fair	61%	D Poor
2. North Fork	84	7.3	0.6 Fair	0 Poor	5.0 Good	66%	D Poor
3. South Fork	87	7.0	0.4 Poor	0 Poor	3.4 Fair	51%	F Destructive
4. Winding South Fork	82	6.9	0.4 Poor	0 Poor	2.3 Poor	46%	F Destructive
5. Wide Middle River	83	7.2	0.4 Poor	0 Poor	3.1 Fair	51%	F Destructive
6. Narrow Middle River	82	8.3	0.4 Poor	0 Poor	4.7 Fair	51%	F Destructive
7. Manatee Pocket	86	7.3	0.9 Fair	1 Poor	6.3 Good	66%	D Poor
8. Inlet Area	86	8.0	0.7 Fair	13 Poor	5.3 Good	66%	D Poor
9. Indian River Lagoon	80	7.8	1.0 Good	20 Poor	5.2 Good	77%	C Satisfactory
10. Intracoastal Waterway South	86	7.6	0.8 Fair	19 Poor	4.5 Fair	61%	D Poor



Overall Grading				
A	B	C	D	F
100-90	89-80	79-70	69-60	59-0
IDEAL	GOOD	SATISFACTORY	POOR	DESTRUCTIVE

Salinity (ppt) Grading				
Zones	Description	GOOD	FAIR	POOR
1 & 4	Upper North & South Forks	2 - 8	1 - 2 or 8 - 15	< 1 or > 15
2 & 3	Lower North & South Forks	15 - 25	10 - 15 or > 25	< 10
5	Wide Middle River	> 20	15 - 20	< 15
6	Narrow Middle River	> 25	20 - 25	< 20
7	Manatee Pocket	> 27.5	20 - 27.5	< 20
8	Inlet	> 30	25 - 30	< 25
9	IRL & Intracoastal Waterway	> 30	25 - 30	< 25



Comment: The data above may indicate areas of concern in the St. Lucie Estuary. Citizens should call the Florida Department of Environmental Protection (DEP) at 871-7662 or the South Florida Water Management District (SFWMD) 223-2600 to ask about the quality of a specific area and report observations of pollution.