

St. Lucie River Estuary Water Quality Report

This information is provided by the Florida Oceanographic Society with support of the Marine Resources Council. It is collected by the Citizen Volunteer Water Quality Monitoring Network.

For historical data go to our website at: <http://www.floridaocean.org>

For sample results related to bacteria levels go to:

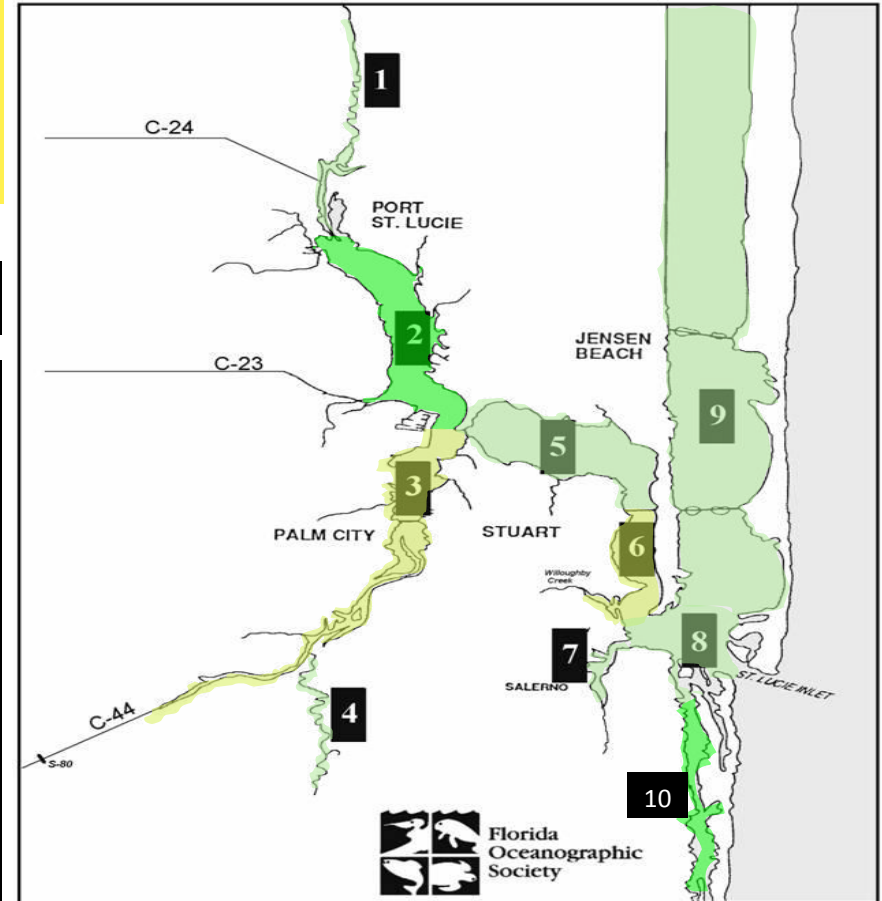
<http://martin.floridahealth.gov/programs-and-services/> and click on the Environmental Health link.

Posted:

03/26/2020


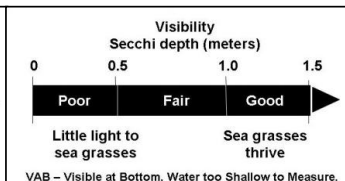
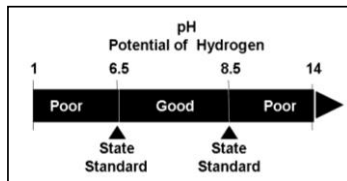
Overall Grade:	85%	B	GOOD
----------------	------------	----------	-------------

Zone and Location	Water Temp. (°F)	pH	Visibility (Secchi) Meters	Salinity (ppt)	Dissolved Oxygen (mg/L)	Location Score	Grade
1. Winding North Fork	77	8.0	0.6 Fair	2 Good	6.2 Good	87%	B Good
2. North Fork	79	8.0	VAB NoGrade	15 Good	6.1 Good	97%	A Ideal
3. South Fork	79	8.0	0.7 Fair	15 Fair	4.2 Fair	71%	C Satisfactory
4. Winding South Fork	77	7.8	0.9 Fair	5 Good	4.3 Fair	81%	B Good
5. Wide Middle River	79	8.1	0.7 Fair	25 Good	5.4 Good	87%	B Good
6. Narrow Middle River	81	8.3	0.4 Poor	30 Good	7.2 Good	77%	C Satisfactory
7. Manatee Pocket	77	7.8	0.9 Fair	30 Good	4.7 Fair	81%	B Good
8. Inlet Area	77	8.0	0.9 Fair	33 Good	5.7 Good	87%	B Good
9. Indian River Lagoon	78	8.0	0.8 Fair	37 Good	6.0 Good	87%	B Good
10. Intracoastal Waterway South	78	8.0	1.1 Good	40 Good	4.7 Fair	92%	A Ideal



Overall Grading				
A	B	C	D	F
100-90	89-80	79-70	69-60	59-0
IDEAL	GOOD	SATISFACTORY	POOR	DESTRUCTIVE

Salinity (ppt) Grading				
Zones	Description	GOOD	FAIR	POOR
1 & 4	Upper North & South Forks	2 - 8	1 - 2 or 8 - 15	< 1 or > 15
2 & 3	Lower North & South Forks	15 - 25	10 - 15 or > 25	< 10
5	Wide Middle River	> 20	15 - 20	< 15
6	Narrow Middle River	> 25	20 - 25	< 20
7	Manatee Pocket	> 27.5	20 - 27.5	< 20
8	Inlet	> 30	25 - 30	< 25
9	IRL & Intracoastal Waterway	> 30	25 - 30	< 25



Comment: The data above may indicate areas of concern in the St. Lucie Estuary. Citizens should call the Florida Department of Environmental Protection (DEP) at 871-7662 or the South Florida Water Management District (SFWMD) 223-2600 to ask about the quality of a specific area and report observations of pollution.