

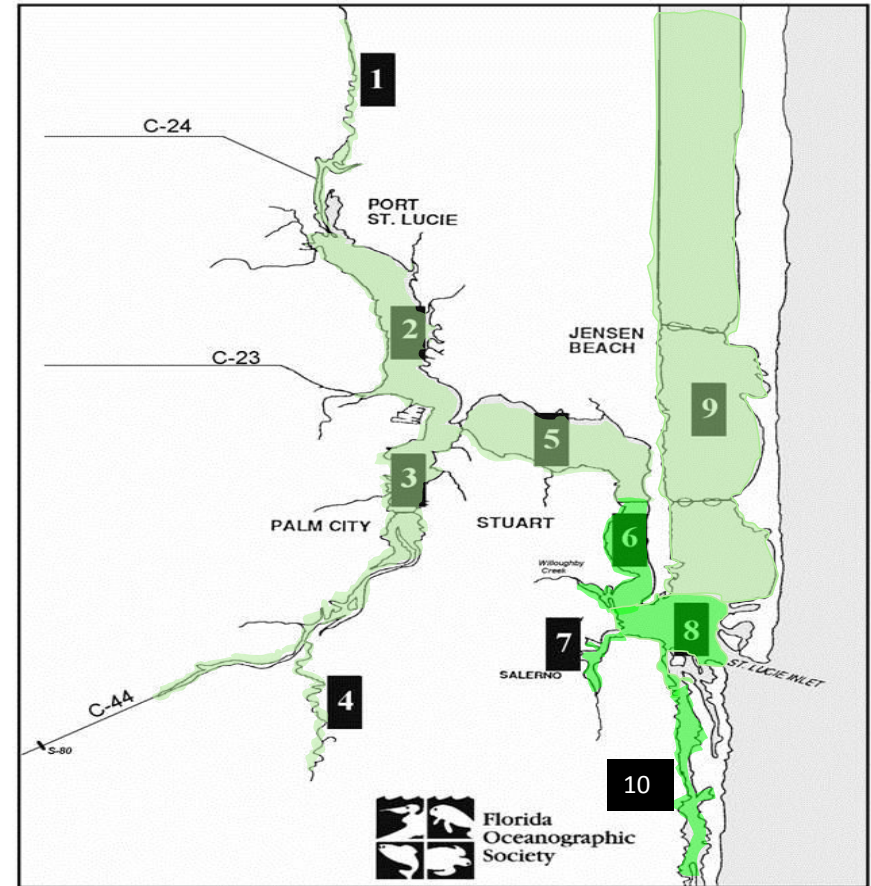
# St. Lucie River Estuary Water Quality Report

This information is provided by the Florida Oceanographic Society with support of the Marine Resources Council. It is collected by the Citizen Volunteer Water Quality Monitoring Network. For historical data go to our website at: <http://www.floridaocean.org>  
For sample results related to bacteria levels go to: <http://martin.floridahealth.gov/programs-and-services/> and click on the Environmental Health link

Posted: **05/02/19**


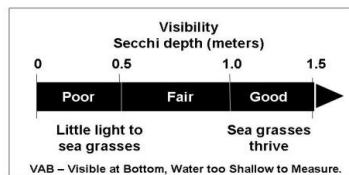

Overall Grade:	<b>88%</b>	<b>B+</b>	<b>GOOD</b>
----------------	------------	-----------	-------------

Zone/ Location	Water Temp. Deg. F	pH	Visibility (Secchi) Meters	Salinity ppt	Dissolved Oxygen mg/L	Location Score	Grade
1. Winding North Fork	78	7.3	0.7 Fair	4 Good	5.4 Good	87% Good	B
2. North Fork	81	8.0	0.9 Fair	17 Good	4.2 Fair	81% Good	B
3. South Fork	81	8.0	0.5 Fair	16 Good	4.6 Fair	81% Good	B
4. Winding South Fork	79	8.4	0.8 Fair	3 Good	4.6 Fair	81% Good	B
5. Wide Middle River	79	8.0	0.8 Fair	25 Good	5.0 Good	87% Good	B
6. Narrow Middle River	82	8.2	1.1 Good	33 Good	6.0 Good	97% Ideal	A
7. Manatee Pocket	81	8.3	1.3 Good	32 Good	5.2 Good	97% Ideal	A
8. Inlet Area	81	8.2	0.9 Fair	35 Good	5.3 Good	87% Good	B
9. Indian River Lagoon	78	8.0	0.8 Fair	36 Good	5.9 Good	87% Good	B
10. Intracoastal Waterway South	82	7.9	1.1 Good	36 Good	4.6 Fair	92% Ideal	A



Overall Grading				
A	B	C	D	F
100-90	89-80	79-70	69-60	69-0
IDEAL	GOOD	SATISFACTORY	POOR	DESTRUCTIVE

Salinity (ppt) Grading				
Zones	description	GOOD	FAIR	POOR
1&4	upper north & south forks	2 - 8	1 - 2 or 8 - 15	< 1 or > 15
2 & 3	lower north & south forks	15 - 25	10 - 15 or > 25	< 10
5	wide middle river	> 20	15 - 20	< 15
6	narrow middle river	> 25	20 - 25	< 20
7	Manatee Pocket	> 27.5	20 - 27.5	< 20
8	inlet	> 30	25 - 30	< 25
6	IRL & Intracoastal W'wy	> 30	25 - 30	< 25



Comment: The data above may indicate areas of concern in the St. Lucie Estuary. Citizens should call the Florida Department of Environmental Protection (DEP) at 871-7662 or the South Florida Water Management District (SFWMD) 223-2600 to ask about the quality of a specific area and report observations of pollution.