

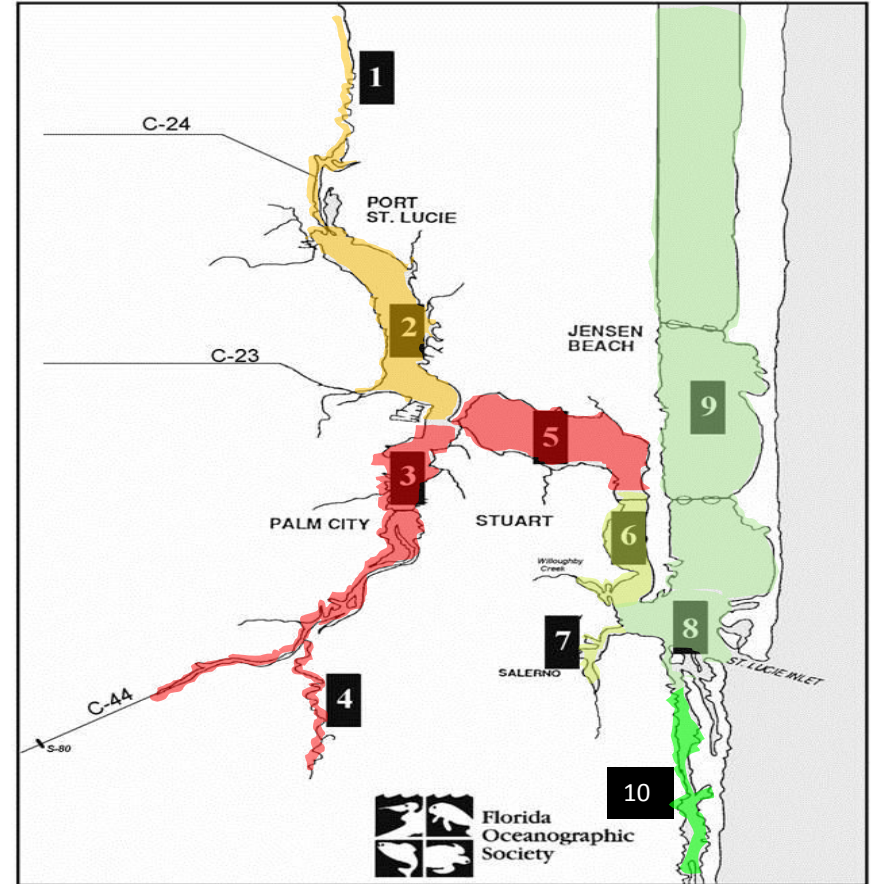
St. Lucie River Estuary Water Quality Report

This information is provided by the Florida Oceanographic Society with support of the Marine Resources Council. It is collected by the Citizen Volunteer Water Quality Monitoring Network. For historical data go to our website at: <http://www.floridaocean.org>
For sample results related to bacteria levels go to: <http://martin.floridahealth.gov/programs-and-services/> and click on the Environmental Health link


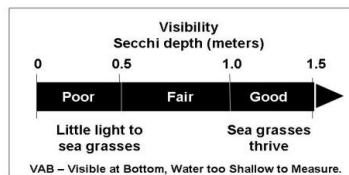

Posted: **09/05/18**

Overall Grade:	69%	D+	POOR
----------------	------------	-----------	-------------

Zone/ Location	Water Temp. Deg. F	pH	Visibility (Secchi) Meters	Salinity ppt	Dissolved Oxygen mg/L	Location Score Grade
1. Winding North Fork	84	7.4	0.6 Fair	1 Poor	4.7 Fair	61% D Poor
2. North Fork	84	8.0	0.7 Fair	0 Poor	6.1 Good	66% D Poor
3. South Fork	89	5.7	0.4 Poor	0 Poor	4.6 Fair	51% F Destructive
4. Winding South Fork	82	7.6	0.4 Poor	0 Poor	3.3 Fair	51% F Destructive
5. Wide Middle River	86	7.9	0.4 Poor	4 Poor	5.2 Good	56% F Destructive
6. Narrow Middle River	84	7.7	1.0 Good	14 Poor	5.5 Good	77% C Satisfactory
7. Manatee Pocket	82	7.5	1.1 Good	8 Poor	3.6 Fair	71% C Satisfactory
8. Inlet Area	84	8.2	1.0 Good	27 Fair	4.7 Fair	81% B Good
9. Indian River Lagoon	84	8.3	1.0 Good	28 Fair	6.0 Good	87% B Good
10. Intracoastal Waterway South	90	7.8	1.0 Good	30 Good	4.4 Fair	92% A Ideal



Overall Grading				
A	B	C	D	F
100-90	89-80	79-70	69-60	69-0
IDEAL	GOOD	SATISFACTORY	POOR	DESTRUCTIVE



Salinity (ppt) Grading				
Zones	description	GOOD	FAIR	POOR
1&4	upper north & south forks	2 - 8	1 - 2 or 8 - 15	< 1 or > 15
2 & 3	lower north & south forks	15 - 25	10 - 15 or > 25	< 10
5	wide middle river	> 20	15 - 20	< 15
6	narrow middle river	> 25	20 - 25	< 20
7	Manatee Pocket	> 27.5	20 - 27.5	< 20
8	inlet	> 30	25 - 30	< 25
6	IRL & Intracoastal W'wy	> 30	25 - 30	< 25

Comment: The data above may indicate areas of concern in the St. Lucie Estuary. Citizens should call the Florida Department of Environmental Protection (DEP) at 871-7662 or the South Florida Water Management District (SFWMD) 223-2600 to ask about the quality of a specific area and report observations of pollution.