

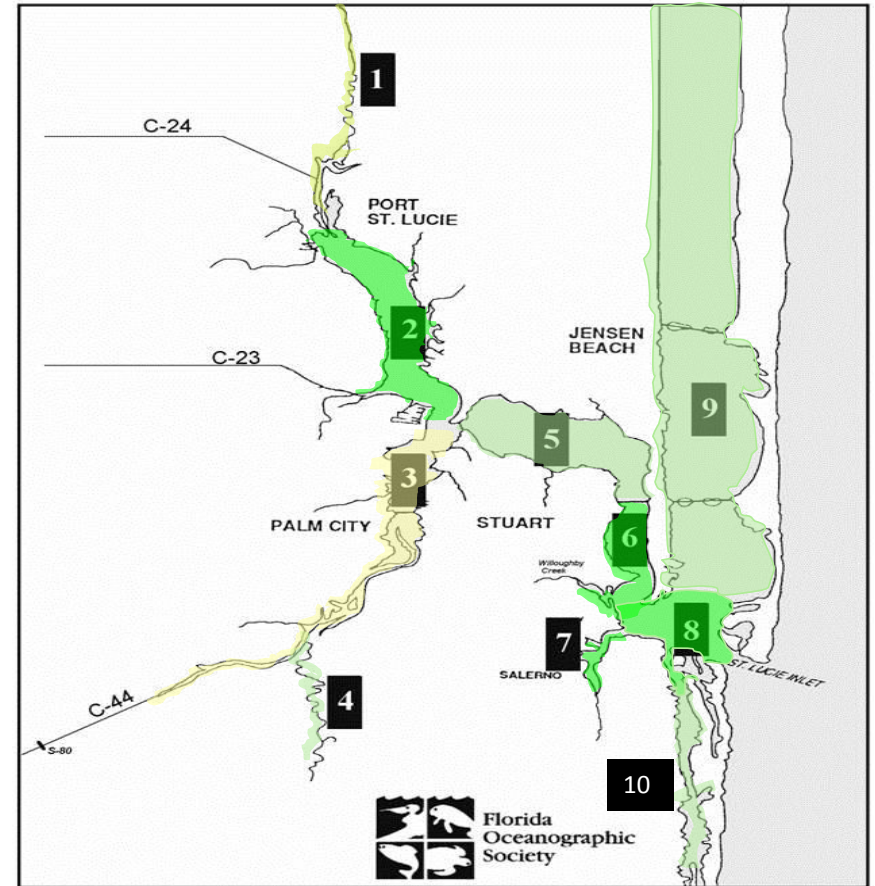
St. Lucie River Estuary Water Quality Report

This information is provided by the Florida Oceanographic Society with support of the Marine Resources Council. It is collected by the Citizen Volunteer Water Quality Monitoring Network. For historical data go to our website at: <http://www.floridaocean.org>
For sample results related to bacteria levels go to:
<http://martin.floridahealth.gov/programs-and-services/> and click on the Environmental Health link

Posted: **11/01/18**


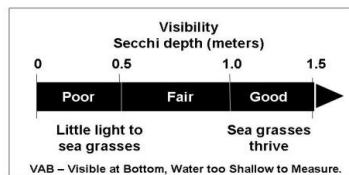

Overall Grade:	88%	B+	GOOD
----------------	------------	-----------	-------------

Zone/ Location	Water Temp. Deg. F	pH	Visibility (Secchi) Meters	Salinity ppt	Dissolved Oxygen mg/L	Location Score	Grade
1. Winding North Fork	75	7.6	0.7 Fair	2 Fair	4.8 Fair	71%	C Satisfactory
2. North Fork	77	8.2	1.0 Good	17 Good	6.3 Good	97%	A Ideal
3. South Fork	75	7.8	0.6 Fair	13 Fair	5.6 Good	76%	C Satisfactory
4. Winding South Fork	77	7.9	0.7 Fair	2 Good	5.2 Good	87%	B Good
5. Wide Middle River	75	8.1	0.7 Fair	25 Good	5.7 Good	87%	B Good
6. Narrow Middle River	77	8.1	1.7 Good	28 Good	6.0 Good	97%	A Ideal
7. Manatee Pocket	77	7.9	1.3 Good	33 Good	4.4 Fair	92%	A Ideal
8. Inlet Area	78	8.2	1.7 Good	33 Good	5.6 Good	97%	A Ideal
9. Indian River Lagoon	74	8.3	0.9 Fair	36 Good	5.7 Good	87%	B Good
10. Intracoastal Waterway South	81	7.6	0.9 Fair	33 Good	5.2 Good	87%	B Good



Overall Grading				
A	B	C	D	F
100-90	89-80	79-70	69-60	69-0
IDEAL	GOOD	SATISFACTORY	POOR	DESTRUCTIVE

Salinity (ppt) Grading				
Zones	description	GOOD	FAIR	POOR
1&4	upper north & south forks	2 - 8	1 - 2 or 8 - 15	< 1 or > 15
2 & 3	lower north & south forks	15 - 25	10 - 15 or > 25	< 10
5	wide middle river	> 20	15 - 20	< 15
6	narrow middle river	> 25	20 - 25	< 20
7	Manatee Pocket	> 27.5	20 - 27.5	< 20
8	inlet	> 30	25 - 30	< 25
6	IRL & Intracoastal W'wy	> 30	25 - 30	< 25



Comment: The data above may indicate areas of concern in the St. Lucie Estuary. Citizens should call the Florida Department of Environmental Protection (DEP) at 871-7662 or the South Florida Water Management District (SFWMD) 223-2600 to ask about the quality of a specific area and report observations of pollution.