

# St. Lucie River Estuary Water Quality Report

This information is provided by the Florida Oceanographic Society with support of the Marine Resources Council. It is collected by the Citizen Volunteer Water Quality Monitoring Network. For historical data go to our website at: <http://www.floridaocean.org>

For sample results related to bacteria levels go to:

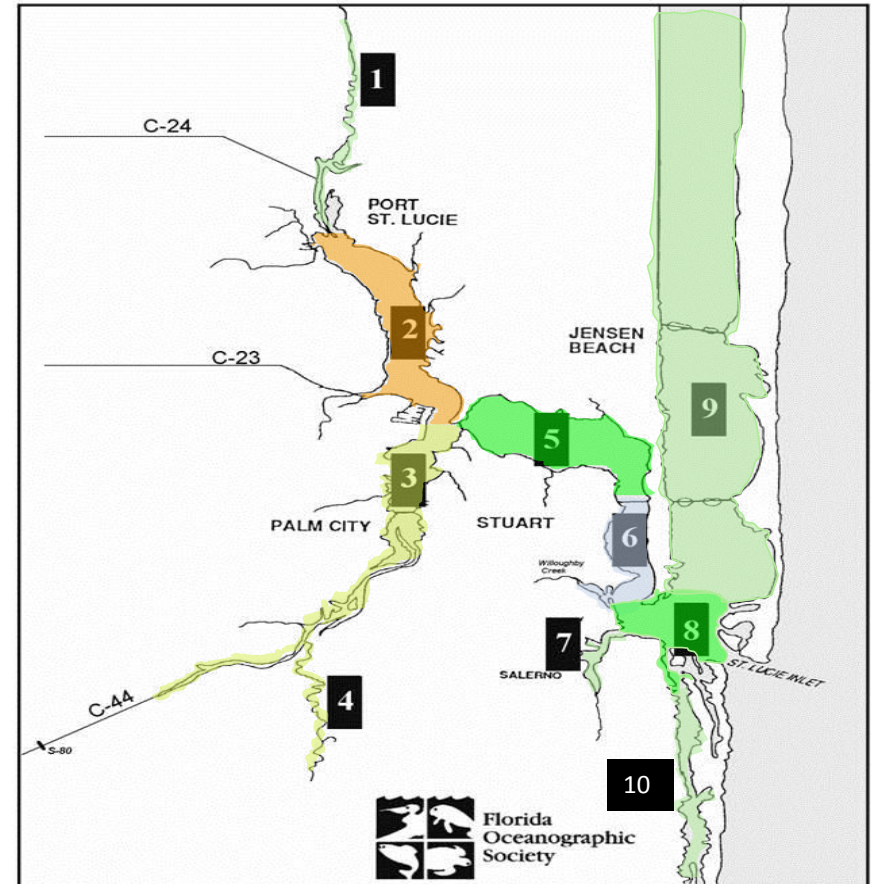
<http://martin.floridahealth.gov/programs-and-services/> and click on the Environmental Health link

Posted:

**05/30/19**

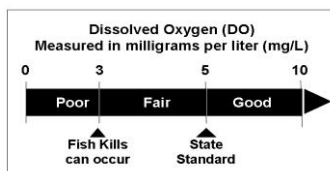
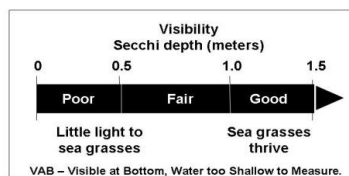

Overall Grade:	<b>83%</b>	<b>B</b>	<b>GOOD</b>
----------------	------------	----------	-------------

Zone/ Location	Water Temp. Deg. F	pH	Visibility (Secchi) Meters	Salinity ppt	Dissolved Oxygen mg/L	Location Score	Grade
1. Winding North Fork	82	7.7	0.6 Fair	4 Good	4.8 Fair	81%	B Good
2. North Fork	88	8.2	0.8 Fair	12 Fair	5.6 Good	76%	C Satisfactory
3. South Fork	82	7.9	0.5 Fair	13 Fair	4.7 Fair	71%	C Satisfactory
4. Winding South Fork	85	8.1	0.6 Fair	1 Fair	4.8 Fair	71%	C Satisfactory
5. Wide Middle River	86	8.2	1.0 Good	25 Good	5.5 Good	97%	A Ideal
6. Narrow Middle River			Data	Not	Available		
7. Manatee Pocket	84	8.0	1.4 Good	26 Fair	5.1 Good	87%	B Good
8. Inlet Area	86	8.1	1.0 Good	33 Good	5.2 Good	97%	A Ideal
9. Indian River Lagoon	84	8.1	0.9 Fair	37 Good	4.9 Fair	81%	B Good
10. Intracoastal Waterway South	88	7.8	0.9 Fair	33 Good	5.1 Good	87%	B Good



Overall Grading				
A	B	C	D	F
100-90	89-80	79-70	69-60	69-0
IDEAL	GOOD	SATISFACTORY	POOR	DESTRUCTIVE

Salinity (ppt) Grading				
Zones	description	GOOD	FAIR	POOR
1&4	upper north & south forks	2 - 8	1 - 2 or 8 - 15	< 1 or > 15
2 & 3	lower north & south forks	15 - 25	10 - 15 or > 25	< 10
5	wide middle river	> 20	15 - 20	< 15
6	narrow middle river	> 25	20 - 25	< 20
7	Manatee Pocket	> 27.5	20 - 27.5	< 20
8	inlet	> 30	25 - 30	< 25
6	IRL & Intracoastal W'wy	> 30	25 - 30	< 25



Comment: The data above may indicate areas of concern in the St. Lucie Estuary. Citizens should call the Florida Department of Environmental Protection (DEP) at 871-7662 or the South Florida Water Management District (SFWMD) 223-2600 to ask about the quality of a specific area and report observations of pollution.