

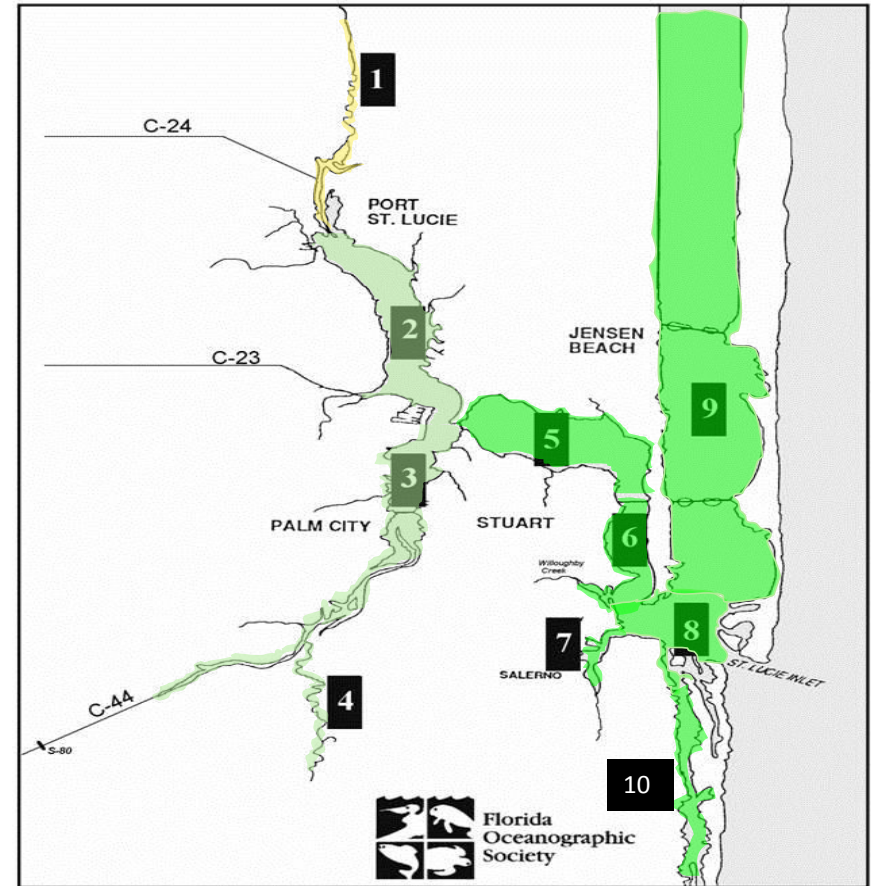
St. Lucie River Estuary Water Quality Report

This information is provided by the Florida Oceanographic Society with support of the Marine Resources Council. It is collected by the Citizen Volunteer Water Quality Monitoring Network. For historical data go to our website at: <http://www.floridaocean.org>
For sample results related to bacteria levels go to:
<http://martin.floridahealth.gov/programs-and-services/> and click on the Environmental Health link

Posted: **01/24/19**


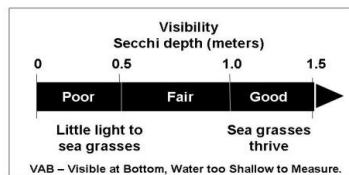

Overall Grade:	92%	A	IDEAL
----------------	------------	----------	--------------

Zone/ Location	Water Temp. Deg. F	pH	Visibility (Secchi) Meters	Salinity ppt	Dissolved Oxygen mg/L	Location Score	Grade
1. Winding North Fork	66	7.4	0.8 Fair	9 Fair	6.5 Good	76%	C Satisfactory
2. North Fork	69	8.3	1.1 Good	26 Fair	7.6 Good	87%	B Good
3. South Fork	64	8.1	0.8 Fair	21 Good	5.2 Good	87%	B Good
4. Winding South Fork	63	8.3	1.1 Good	11 Fair	5.8 Good	87%	B Good
5. Wide Middle River	63	8.0	1.1 Good	31 Good	7.2 Good	97%	A Ideal
6. Narrow Middle River	64	8.3	1.2 Good	35 Good	8.3 Good	97%	A Ideal
7. Manatee Pocket	64	8.0	1.1 Good	33 Good	7.0 Good	97%	A Ideal
8. Inlet Area	66	7.9	1.0 Good	34 Good	6.3 Good	97%	A Ideal
9. Indian River Lagoon	65	8.2	1.2 Good	37 Good	6.5 Good	97%	A Ideal
10. Intracoastal Waterway South	70	8.0	1.3 Good	36 Good	5.7 Good	97%	A Ideal



A	B	C	D	F
100-90	89-80	79-70	69-60	69-0
IDEAL	GOOD	SATISFACTORY	POOR	DESTRUCTIVE

Zones	description	GOOD	FAIR	POOR
1&4	upper north & south forks	2 - 8	1 - 2 or 8 - 15	< 1 or > 15
2 & 3	lower north & south forks	15 - 25	10 - 15 or > 25	< 10
5	wide middle river	> 20	15 - 20	< 15
6	narrow middle river	> 25	20 - 25	< 20
7	Manatee Pocket	> 27.5	20 - 27.5	< 20
8	inlet	> 30	25 - 30	< 25
6	IRL & Intracoastal W'wy	> 30	25 - 30	< 25



Comment: The data above may indicate areas of concern in the St. Lucie Estuary. Citizens should call the Florida Department of Environmental Protection (DEP) at 871-7662 or the South Florida Water Management District (SFWMD) 223-2600 to ask about the quality of a specific area and report observations of pollution.